



# Fleet Primary School

Fleet Road Hampstead London NW3 2QT

Tel: 020 7485 2028

E-mail: [admin@fleet.camden.sch.uk](mailto:admin@fleet.camden.sch.uk)

Headteacher: Don McGibbon



## Learning from home - Nursery Topic – Tell me a story!

This term our topic is based around story telling. We will be focusing on traditional tales such as The Gingerbread Man, Goldilocks and the Three Bears and The Three Little Pigs. Whilst this is obviously not the way we would like to begin the topic, we are planning on continuing to cover some of our focus stories through home learning. This will be a combination of activities you may like to do with your child for all areas of the curriculum, internet video links to learning opportunities and videos of Nicola and Rebecca reading stories, demonstrating activities and focused learning tasks. Please look through the information below and select activities you are able to do with your child. We do not expect for everything to be done and have instead tried to give you a range of fun learning opportunities to choose from that are accessible in the home environment. **As in nursery, some links and activities can be revisited regularly so we will leave some links and ideas in place. New content will be added in red to help you locate it easily.**

Please email any queries and examples of things your child has been doing at home to [admin@fleet.camden.sch.uk](mailto:admin@fleet.camden.sch.uk) so we can see what you have been doing together. We will add examples of home learning to your child's profile as a record of what they have done during this period. Thank you.

**This week our focus story is The Enormous Turnip.**



**Listen to Rebecca read The Enormous Turnip here -**  
**<https://vimeo.com/503431339>**

**Also this week we are going to do a Zoom catch up with Nursery. It would be lovely to see everyone for a story. It will be at 11am on Wednesday. You have been sent the joining details by the office – if you didn't receive please contact.**

### Personal, Social and Emotional Development

We are enjoying our phone calls with you very much. It has been lovely to hear what you have been

up to! Calls will continue each week. Either Nicola, Margaret or Rebecca will call on Tuesdays and Thursdays for a quick chat. It would be lovely to speak to your child in these phone calls too, if they are willing.



In the story of The Enormous Turnip, the old man, the old woman, the boy, the girl, the dog and the cat could not pull up the turnip but when the mouse came to help, they managed to pull it up! This story is a great example of perseverance and working together to achieve a goal. Look for ways to encourage perseverance this week - is there something your child finds tricky that you could

encourage them with this week?

Is there something you could also work on together to achieve a goal? It doesn't need to be anything big - maybe a jigsaw puzzle or a colouring picture.

Unlike last week's story where the animals did not help the Little Red Hen, this story everyone helps and they all share the turnip at the end of the story. Can you practise your sharing this week? Can you share your toys, help share out some snacks or share when playing a game?

We all have things we like and dislike. Think about your favourite things - maybe you could take a photo of three of your favourite things and send it to us, telling us why they are your favourites? Can you think of your favourite vegetable too?



If your child has questions about the Coronavirus pandemic, Cbeebies have made a special Get Well Soon on the subject, where Dr Ranj explains about the virus  
<https://www.bbc.co.uk/iplayer/episode/p08bmd70/get-well-soon-coronavirus>


## Physical Development

The Enormous Turnip yoga story <https://www.youtube.com/watch?v=cfAOcPgOIAQ>



Everyone in The Enormous Turnip did lots of pulling to help get the turnip out. There are lots of different ways of pulling, why don't you look around the house to see if you can find different things that can be pushed or pulled, maybe start by looking at your toys. Also if you're wearing something

with a zip, you could try fastening it and pulling it up.



What about going on an Animal Walk - take turns to choose an animal to be from the story. Can you walk on all fours like a cat, (don't forget to stroke your whiskers) or scurry around like a mouse? Maybe you could add some more animals too.

Joe Wicks is running PE workouts for children on Mondays, Wednesdays and Fridays at 9am. They are a great way to start your day and get some exercise!

<https://www.youtube.com/watch?v=Rz0go1pTda8>

We hope you have been enjoying doing some yoga at home. It is great for balancing and stretching. Here is a link to some farm themed yoga to try... <https://www.youtube.com/watch?v=YKmRB2Z3g2s>

If you need some inspiration, there are lots of ideas to get active here;

<https://www.fleet.camden.sch.uk/ckfinder/userfiles/files/Home-Learning/Nursery/Physical-Activity-Ideas.pdf>


**You could make some delicious vegetable soup this week. Involve your child in helping with the cutting and cooking. There are some simple techniques for helping teach your child the safe way to cut food, such as the bridge hold and can be found here...**

<https://www.warburtons.co.uk/downloads/teaching-resources/cooking-in-a-primary-school-classroom/Guide%20-%20How%20to%20teach%20food%20skills.pdf>

**Here are some vegetable soup recipes** <https://www.bbcgoodfood.com/recipes/collection/vegetable-soup-recipes>

**Can you say our Chop Chop rhyme while you chop the vegetables?** <https://vimeo.com/497804596>

**Listen to this song as you cook** <https://www.youtube.com/watch?v=RE5tvaveVak>



In Nursery, we make toast every Friday. The children have their own knife to butter their bread or spread their jam. If you are having toast at home, include your child when making it. They are developing great knife skills so it would be great to continue this at home. Thank you!


It is really important to keep developing fine motor control too. There are lots of activities to try with items you may have at home, such as sorting into baking trays, threading through the holes in a colander or using pegs to attach to things or pick small objects up...



Try and get some time outside if you can. The Heath is just on your doorstep and is a great place to explore. Find trees to climb, spot any wildlife that is about and feed the hungry ducks. There are examples of games to play, skills to develop and activities to do here, if you need some inspiration



<https://www.bbc.co.uk/cbeebies/shows/footy-pups>



Carry on practising your cutting skills at home – imagine the scissors are like a crocodile’s mouth and remember the rhyme to help you hold the scissors correctly - ‘Fingers on the bottom and the thumb on top, open the mouth and go chop, chop, chop!’

Parents, this could be the right time to encourage your child to hold their pencil correctly if they need a reminder. If your child is doing lots of mark making but struggling to hold their pencil correctly, there are some tips here to help

<https://www.youtube.com/watch?v=skH32KwdirU>



## Dough Disco

**Work on rolling your dough into a ball this week - can you make an enormous turnip? Do some Dough Disco with Rebecca to practise your rolling! <https://vimeo.com/503288979>**

We enjoy having dough discos at nursery. As well as being fun, they are a great way of developing hand strength and co-ordination - both very important for developing writing skills.

Have a dough disco at home! Pop on some music and squish any dough you have! You can easily make dough at home too - <https://theimaginationtree.com/best-ever-no-cook-play-dough-recipe/>

Some of our favourite dough disco songs:

<https://www.youtube.com/watch?v=zJQ2CaA7E50>

<https://www.youtube.com/watch?v=i-IfzeG1aC4>

<https://www.youtube.com/watch?v=DrBsNhwxyzgc>

<https://www.youtube.com/watch?v=KSBO8N4ctJg>

<https://www.youtube.com/watch?v=BOLR3pQt8zg>

<https://www.youtube.com/watch?v=BOLR3pQt8zg>

<https://www.youtube.com/watch?v=o9D5lfqZF3o>

<https://www.youtube.com/watch?v=aAo2h36DVfA>

Here is a playlist of familiar pop songs you might like to use for a dough disco at home

[https://www.youtube.com/playlist?list=PL16OPbE3RaSgoxvrpFBj4gkvt26\\_aMf0V](https://www.youtube.com/playlist?list=PL16OPbE3RaSgoxvrpFBj4gkvt26_aMf0V)

Don’t forget that you can have a dough disco with any music though. Pop on your favourite tunes and get squishing! It is so useful for developing hand strength for writing!



## Health and Self Care



**It is important to eat lots of fruits and vegetables each day to stay healthy.**

**Watch the vegetable song**

**<https://www.youtube.com/watch?v=RE5tvaveVak>**

**Can you count how many you eat each day? We're all supposed to eat at least 5 different kinds each day. You could keep a fruit and vegetable diary and see how many you eat in a whole week! Why don't you try a new vegetable this week and you can tell us about it when we phone you.**

**Can you sort the fruits and vegetables you have in your home? Which are fruits and which are vegetables? Watch out for the trick ones like the cheeky tomato!**

**Encourage your child to use their cutlery to feed themselves. Show them how to use their knife to cut their food - soft foods like fishfingers are a good place to start.**



**It is such a great skill to be able to do up your own coat! When you are going out for a walk, try doing it yourself, Nursery. Put your coat on by lying it on the floor, standing by the hood, put your arms in the sleeves and flip it over your head! Now try and do the zip or buttons too. Great job! Remember to wrap up warm when you go outside – here's a good song to help you get ready to go out.**

**[https://www.youtube.com/watch?v=-jBfb33\\_KHU](https://www.youtube.com/watch?v=-jBfb33_KHU)**

**It is important for everyone to find time to relax and calm down each day. Listen to some relaxing music and have some quiet time. Take some deep breaths and think about what you have enjoyed today. <https://www.bbc.co.uk/iplayer/episode/p062glb7/daydreams-cbeebies-wind-down>**

**Can you practise getting dressed in the morning? Try to put on your own clothes.**

**Here is a great hand washing song as we all need to make sure we are washing our hands to stay healthy <https://www.youtube.com/watch?v=dDHJW4r3eIE>**



**We should all brush our teeth in the morning and at night time for two minutes. This song is all about brushing our teeth and lasts two minutes - try brushing your teeth while you watch!**

**[https://www.youtube.com/watch?v=wCio\\_xVlgQ0](https://www.youtube.com/watch?v=wCio_xVlgQ0)**

**Remember to use pea sized amount of toothpaste.**

## Reading

**Listen to The Enormous Turnip story - <https://vimeo.com/503431339>**

**What happens in the story? Talk together about the events and the characters. Can you order the story characters? Retell the story using words like 'first', 'next', 'then', 'after that', 'finally' to introduce each character.**

**First came the old man, next came the old woman, etc.**

**Listen to some more stories about vegetables.**

**Rebecca reads Oliver's vegetables - <https://vimeo.com/503444443>**

**Listen to Supertato - <https://vimeo.com/415567272>**

**Find some of your favourite stories at home and share them together. Cuddle up and enjoy talking about the pictures and events in the books. Maybe you could try doing silly voices for the characters or acting the story out?**

**Bedtime can be a special time of the day to share a story. Here are some tips for reading bedtime stories.**

**<https://www.penguin.co.uk/articles/children/2018/tips-to-master-bedtime-reading-from-the-booktrust.html>**

**If you want to listen to other stories, watch our other story videos on our Nursery page and there are lots more to watch on the CBeebies bedtime stories page**

**<https://www.bbc.co.uk/iplayer/episodes/b00jdlm2/cbeebies-bedtime-stories>**



## Phonics

### Sound of the week - t

You can watch a video about our new sound and how to write it on the nursery page of the website.

You can listen to a song about t here

<https://www.youtube.com/watch?v=t6Pn2zVz3eo>



Can you sing along and turn your head from side to side as if you are watching a game of tennis?

On the nursery page you will see a document called *Nursery letter and sound formation s and t*. Here you will find a reminder of the sound, song words, action and sentence for letter formation for each letter taught so far.

Can you have a look around you home and find any objects that begin with the t sound? Maybe you could send us a photo so we can see too.



We have also been practising identifying different sounds. Play a game where you have to guess the sound with Rebecca - Vimeo link - can you guess what Rebecca is using to make each noise? Can you make your own version of this game with your family at home?

<https://vimeo.com/503390931>

We have been working on identifying and creating sounds. Try to use your body to make sounds - have a go at some body percussion <https://www.youtube.com/watch?v=sW2DY1OpgrI>

<https://www.youtube.com/watch?v=QOh1P1ZcTaU>

<https://www.youtube.com/watch?v=QqBHPT5uTP8&list=PLm2RM2K7CuCSfq278KRAJYGjq29ngs03M&index=2>

## Rhyme of the Week

Last term we learned lots of different rhymes and poems with accompanying actions. The children learned lots of them by heart.

Our new rhyme is called Let's Put On Our Mittens -

<https://vimeo.com/503382840>

Please find time to learn this rhyme with your child. Rhymes are such a fantastic way of developing vocabulary, rhythm of speech and can lead to good reading behaviours later on.



Here are the links to the ones we know already. Please keep practising these regularly if you can.

Leaves are Falling <https://vimeo.com/497810518>

Breezy Weather <https://vimeo.com/497814462>

Wise Old Owl <https://vimeo.com/497836290>

Five Little Pumpkins <https://vimeo.com/497831863>

Pointy Hat <https://vimeo.com/497827013>

Chop Chop <https://vimeo.com/497804596>

Falling Apples <https://vimeo.com/497822687>


Popcorn <https://vimeo.com/497953922>

A Little House <https://vimeo.com/500480050>

## Writing

Watch the t video with Nicola to help you write the letter t. Remember rhyme to help you write it is 'down the tower, across the tower'.

Find lots of different ways to try to write the letter that aren't just on paper to help you child get used to making the letter shape. You could practise in the bath, in the air, write with a stick if you go outside. Please don't worry if your child is finding this tricky praise your child for their efforts and help them to learn the rhyme.



You might like to draw a picture from the story? Who would you choose to help you pull up a turnip? Maybe you could draw a picture of this?

The children were making such great progress with their mark making and writing before the holidays and we would really like to keep this going. Try to do


lots of mark making at home if you can. It is best for children to have a reason to draw and write so try to involve them in any writing you do - birthday cards, shopping lists etc.



Message Monster is really missing having the children write to him and hide messages around Nursery! Why not do some secret messages for your family instead? On scraps of paper, make notes for your family and hide them – maybe put them in the fridge, in someone's shoes, under a pillow? What does your secret message mean? Here are some ideas of symbols you could use. Remember to give your secret message a meaning. Could you draw a symbol that means 'I love you' or 'Please can I have a snack?' Rebecca has been writing secret messages for her family at home. Watch by following this link <https://vimeo.com/402249718>

Can you practise writing our sounds of the week as secret messages to hide around your home?






There are lots of fun ways to make marks. Here are lots of ideas to keep you busy!

<https://www.fleet.camden.sch.uk/ckfinder/userfiles/files/Home-Learning/Nursery/Mark-Making.pdf>

## Maths

### Numbers



In **The Enormous Turnip**, the old man couldn't pull up the turnip alone. He asked for help and each time another person or animal was added to help pull up the turnip. Find out more about adding one more with the Numberblocks. <https://www.bbc.co.uk/iplayer/episode/b08g39b4/numberblocks-series-2-just-add-one>

Can you collect together some objects and add 1 more to your pile?

When you have watched the Numberblocks adding one, play a number game about adding one called Zap It! - <https://vimeo.com/503214386>

**The Enormous Turnip** story is a really good way to introduce numbers that tell you the position of something in a list eg 1<sup>st</sup>, 2<sup>nd</sup>, 3<sup>rd</sup>, 4<sup>th</sup> etc. So in the story the man was 1<sup>st</sup> the wife was 2<sup>nd</sup> the boy was 3<sup>rd</sup>, the girl 4<sup>th</sup> the dog 5<sup>th</sup>, cat 6<sup>th</sup> and the mouse was 7<sup>th</sup> and last. When you're watching the story you could talk about this and try and find some things at home that you can order in this way.

Here is a counting story to listen to and Rebecca shows you how to use your careful counting finger to count! <https://vimeo.com/415594556>

Can you practise recognising numerals? Look for numbers around your house and when you go outside. Look on doors, on buses and signs. Which numerals can you spot? Practise counting with numeral cards here <https://vimeo.com/411401618>

Here are some of our favourite counting songs...

<https://www.youtube.com/watch?v=dk9Yt1PqQiw> (10 Little Numbers)

<https://www.youtube.com/watch?v=DR-cfDsHCGA> (Counting to 10)

<https://www.youtube.com/watch?v=HkkYaj0m6cg> (Funky Count to Ten song)

<https://www.youtube.com/watch?v=6RfIKqkvHTY> (Zero Superhero)

Some counting songs to join in with <https://www.youtube.com/watch?v=7D4K9oi7oBM>

Learn the Days of the week with a song <https://vimeo.com/400924659>

## Measuring



The enormous turnip was **ENORMOUS**! Can you think of any other words that mean big? Can you think of words that mean small?

Can you find some big things and small things in your home? Put them in size order.

## Shapes

Our shape of the week is a triangle. Watch Nicola sorting all our shapes so far. Can she find any circles, squares or triangles in her house?

Learn how to make a triangle necklace with Rebecca here <https://vimeo.com/415931259>

Sing some songs about triangles here –  
<https://www.youtube.com/watch?v=2wFMdKb0cz0>

Can you help James find his triangle –  
<https://www.youtube.com/watch?v=Z4cUQ1ItK-w>

## Understanding the World



The story The Enormous Turnip comes from a country called Russia.

Can you find Russia on a map and find out some facts about it?

What is the weather like?

What types of food come from Russia?

The turnip finally came out of the ground with a very big pull. What can you find in your house that you have to pull to make it work? Is there anything you have to push to make it work?

Kit and Pup tell you more about pushes and pulls here

<https://www.bbc.co.uk/iplayer/episode/b0bcv1vd/kit-pup-series-1-11-push-and-pull>



Kit and Pup also go looking for some giant vegetables here

<https://www.bbc.co.uk/iplayer/episode/b0brf9gs/kit-pup-series-1-49-vegetables>

Have you tried growing vegetables before? Maybe when the weather gets warmer you could plant some vegetable seeds? We will do some planting when we all go back to nursery too!

Mr Tumble is doing some planting <https://www.bbc.co.uk/iplayer/episode/b06vml8v/something-special-were-all-friends-series-10-6-growing>

JoJo and Gran Gran are harvesting vegetables, just like in The Enormous Turnip

<https://www.bbc.co.uk/iplayer/episode/m000nyh3/jojo-gran-gran-autumn-7-its-time-to-harvest-vegetable>

Watch Mr Bloom when he talks about how a turnip grows and how he manages to pull it out with his friends

<https://www.youtube.com/watch?v=4z9Dvw7T6jg>

Mr Tumble and Justin are finding out about farms...

<https://www.bbc.co.uk/iplayer/episode/m000f4bt/something-special-were-all-friends-series-12-4-down-on-the-farm>

If you are looking for some new recipes to try, there is a fantastic programme on CBeebies where children cook different foods from their culture. Take a look here...

<https://www.bbc.co.uk/iplayer/episodes/b09r7th9/my-world-kitchen>

Some useful websites for home learning

<https://www.fleet.camden.sch.uk/ckfinder/userfiles/files/Home-Learning/Nursery/EYFS-websites.pdf>

If you are looking for suitable apps for your child, this may be useful.

<https://www.fleet.camden.sch.uk/ckfinder/userfiles/files/Home-Learning/Nursery/iPad-Apps-for-EYFS-home-learning.pdf>

## Expressive Arts and Design



Can you use some old vegetables and fruit to do some printing? You can get really interesting shapes with different ones.

Celery can even give you a flower shape! Dip the vegetable or fruit into the paint and then press it on to your paper. You can also ask a grown up to cut shapes into vegetables like potatoes.



An artist called Guiseppe Arcimboldo used vegetables



**and fruits to make portraits (pictures) of people. Can you arrange fruit and vegetables to make a face? Take a photo to show us...and tell us who it is!**

**You could do a painting instead and paint the fruit and vegetables to make a face.**

**What could you use for the eyes, ears, nose and mouth?**



**Can you make a pretend fruit and vegetable shop at home?  
Who will be your customer? What will they buy?**


**You could see if anyone has some coins you could use for your shop.**

**Mix together a batch of salt dough (2 cups of plain flour, 1 cup of salt, 1 cup of water) and make models. If you add food colouring when you are making the dough, it will colour your creations or you can paint or draw on the models once they have been cooked (bake in a low oven for 3-4 hours or leave out to dry for a day or so). What will you make?**



**Mister Maker is in lockdown too! He is making a programme from home to give us all lots of ideas for making and being creative while at home. Take a look here...**

**<https://www.bbc.co.uk/iplayer/episodes/m000k4wg/mister-maker-at-home>**



**For some role play ideas to try at home**

**<https://www.fleet.camden.sch.uk/ckfinder/userfiles/files/Home-Learning/Nursery/Role-Play-Ideas.pdf>**

**There are lots more ideas here for creative play and exploration**

**<https://www.fleet.camden.sch.uk/ckfinder/userfiles/files/Home-Learning/Nursery/Creative-Play-Ideas.pdf>**



## Dance and Music

We love to dance and sing in nursery – watch the videos below and remember to join in.

**Cauliflowers fluffy** - <https://www.youtube.com/watch?v=PukdaXUzgOU>

**Mr Bloom has lots of songs you could sing too** <https://www.youtube.com/watch?v=ShojUW96vt4>

[https://www.youtube.com/watch?v=6ApDDDROKvE&list=PLO1NY7y0W3j\\_T02\\_00GvjZydc3mm9fIxa&index=16](https://www.youtube.com/watch?v=6ApDDDROKvE&list=PLO1NY7y0W3j_T02_00GvjZydc3mm9fIxa&index=16)

**The vegetable song** <https://www.youtube.com/watch?v=RE5tvaveVak>

**Superfood song** <https://www.youtube.com/watch?v=d3pYWf3ob0U>

**The Fruit song** <https://www.youtube.com/watch?v=mfReSbQ7jzE>

**Oti teaches us a fruit and vegetable dance** <https://www.bbc.co.uk/iplayer/episode/m000k4vy/otis-boogie-beebies-series-1-15-fruit-and-vegetables>

**Get dancing with Oti from Strictly Come Dancing on Boggie Beebies**  
<https://www.bbc.co.uk/iplayer/episodes/m000jsds/otis-boogie-beebies>

**Learn about musical instruments with Yolanda**  
<https://www.bbc.co.uk/iplayer/episodes/p06vc6tb/yolandas-band-jam>

**Old MacDonald had a Farm**  
<https://www.youtube.com/watch?v=6HzoUcx3eo&t=0s&list=PLkHlmRetnpDqCnPjobd7ngterJpgwr3EP&index=10>

**Banana Banana Meatball**  
<https://www.youtube.com/watch?v=BQ9q4U2P3ig&list=PLYy5je71sMB2okYgQMoxvJqR-o8TAEJhC&index=4>

**Elephants have wrinkles** <https://www.youtube.com/watch?v=KJonGSbUWXE>

**Move and Freeze** <https://www.youtube.com/watch?v=388Q44ReOWE>

**Learn and practise nursery rhymes, for example Five Little Ducks, Mary had a Little Lamb.**  
<https://www.bbc.co.uk/cbeebies/curations/nursery-rhymes>

Most of all...



We hope you are enjoying time as a family. Hopefully we will all be back at nursery soon but until then take care, stay safe, have fun...and remember, CBeebies is always there when you need a break! ;-)

