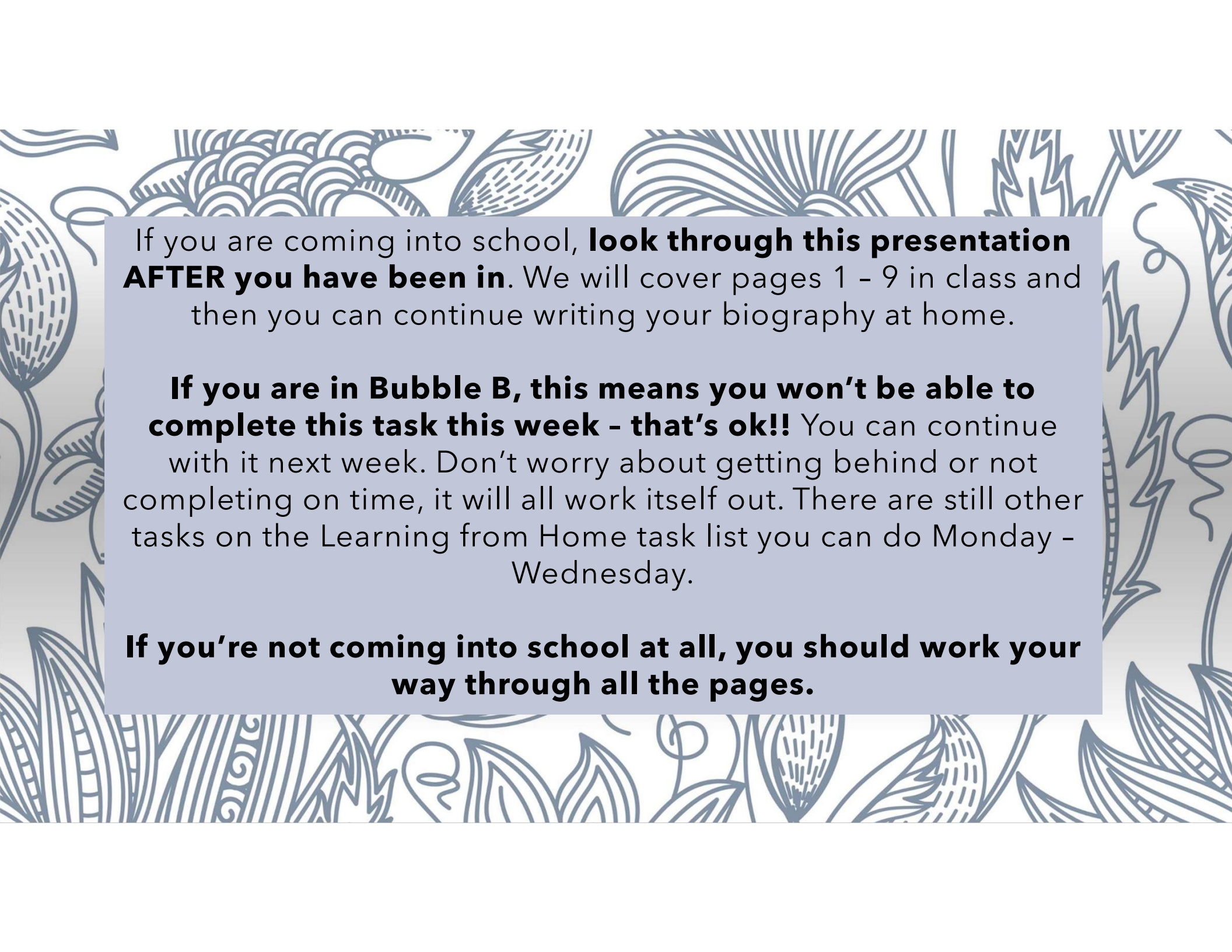




**Year 5 English**  
**Week beginning 22<sup>nd</sup> June**

**L.O.: I can write a biography about Frida Kahlo**  
**I can use parentheses to add more information**


(Do this week's reading task before this to remind you of what a biography is!)



If you are coming into school, **look through this presentation AFTER you have been in.** We will cover pages 1 - 9 in class and then you can continue writing your biography at home.


**If you are in Bubble B, this means you won't be able to complete this task this week - that's ok!!** You can continue with it next week. Don't worry about getting behind or not completing on time, it will all work itself out. There are still other tasks on the Learning from Home task list you can do Monday - Wednesday.

**If you're not coming into school at all, you should work your way through all the pages.**



## **What facts about Frida Kahlo did you find out?**


If you haven't found any yet, there is a fact sheet on the Y5 Learning from Home page and information on last week's English resource (Week Beginning 15<sup>th</sup> June).

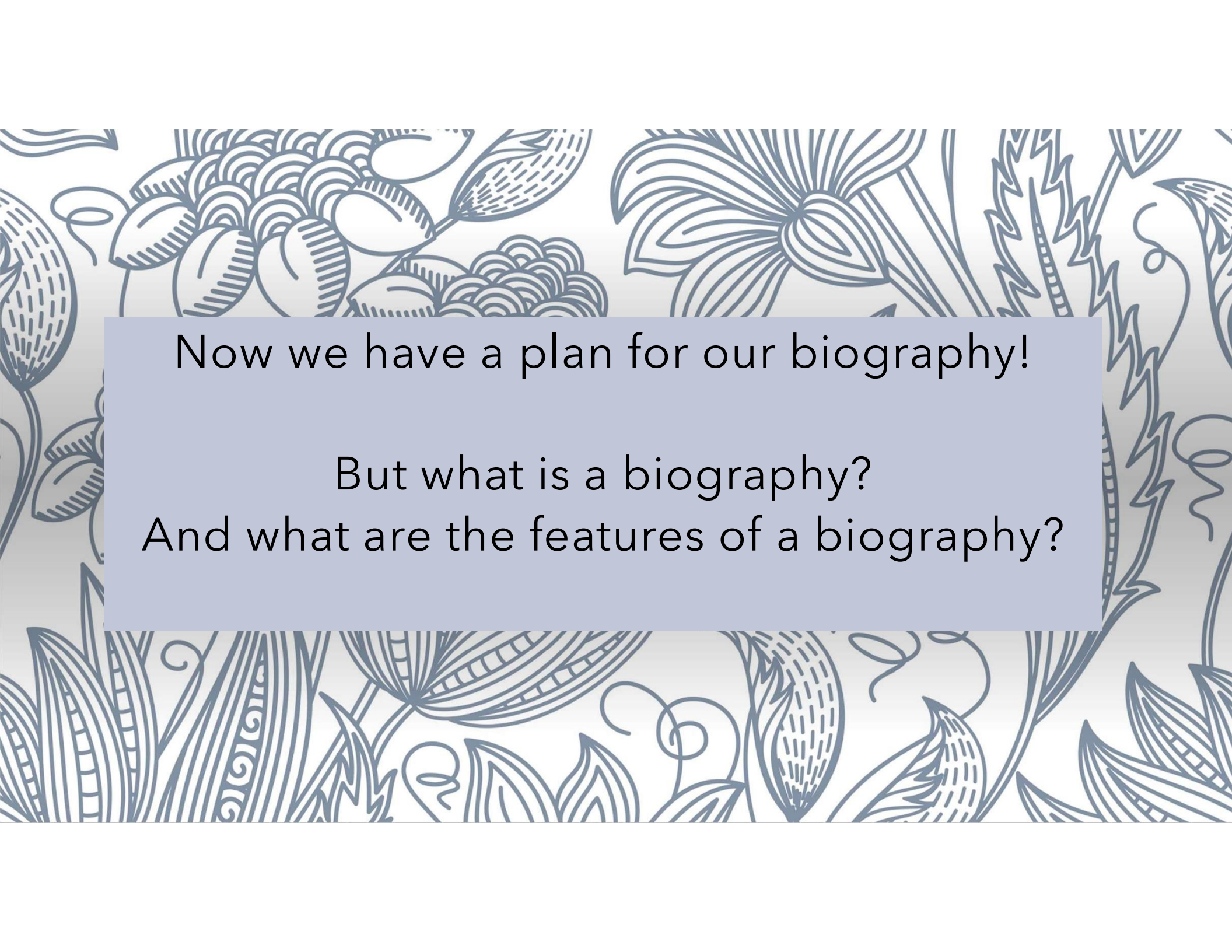


Sort these facts into the appropriate paragraphs, using these headings to help you:

- **Early life/childhood**
- **Education**
- **Her artwork**
- **Her legacy**

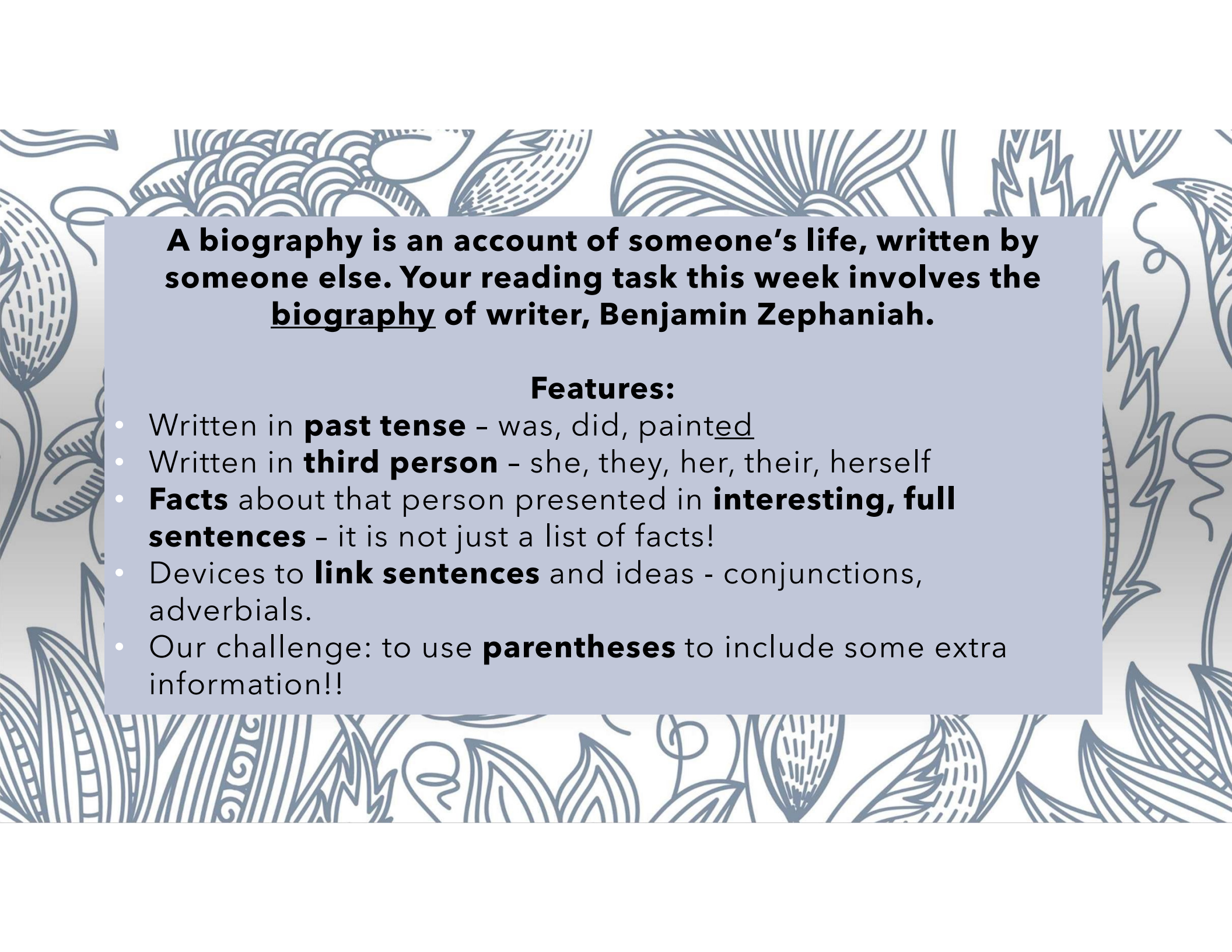
Do you have any other information that doesn't fit these headings? How could we still include it (if it is relevant)?





Now we have a plan for our biography!

But what is a biography?  
And what are the features of a biography?



**A biography is an account of someone's life, written by someone else. Your reading task this week involves the biography of writer, Benjamin Zephaniah.**

**Features:**

- Written in **past tense** - was, did, painteded
- Written in **third person** - she, they, her, their, herself
- **Facts** about that person presented in **interesting, full sentences** - it is not just a list of facts!
- Devices to **link sentences** and ideas - conjunctions, adverbials.
- Our challenge: to use **parentheses** to include some extra information!!

## Parentheses

**We have looked at using parentheses before... what can you remember?**

### **This might help...**

Fleet Primary School is located in North London, very close to Hampstead Heath and Kenwood House - **a large stately home**. The Year 5 teacher, **Ms Kingham**, has taught at the school for 5 years, but her current class is definitely her favourite. Although they can be chatty, Ms Kingham loves teaching them and has missed them a lot. **(The school has been closed due to Covid-19).**

**You can watch this very cheesy video to remind you too!**

**<https://www.bbc.co.uk/bitesize/articles/zrdyvk7>**

## **Parentheses**

- **Brackets, dashes** and **commas** indicate parentheses (parentheses is the plural of parenthesis).
- Parenthesis is a word or clause **inserted into a text as extra information** - or as an afterthought.
- A pair of brackets, commas or dashes is used **to enclose the extra information** or afterthought.
- Brackets always come in pairs, but if you are adding the parenthesis at the end of a sentence, you don't need to put the second comma or dash.
- Sometimes parenthesis isn't within another sentence - it is a sentence on its own. (You would use brackets to how this, not commas or dashes).



**'The lion ate his dinner.'** Let's add some more information!

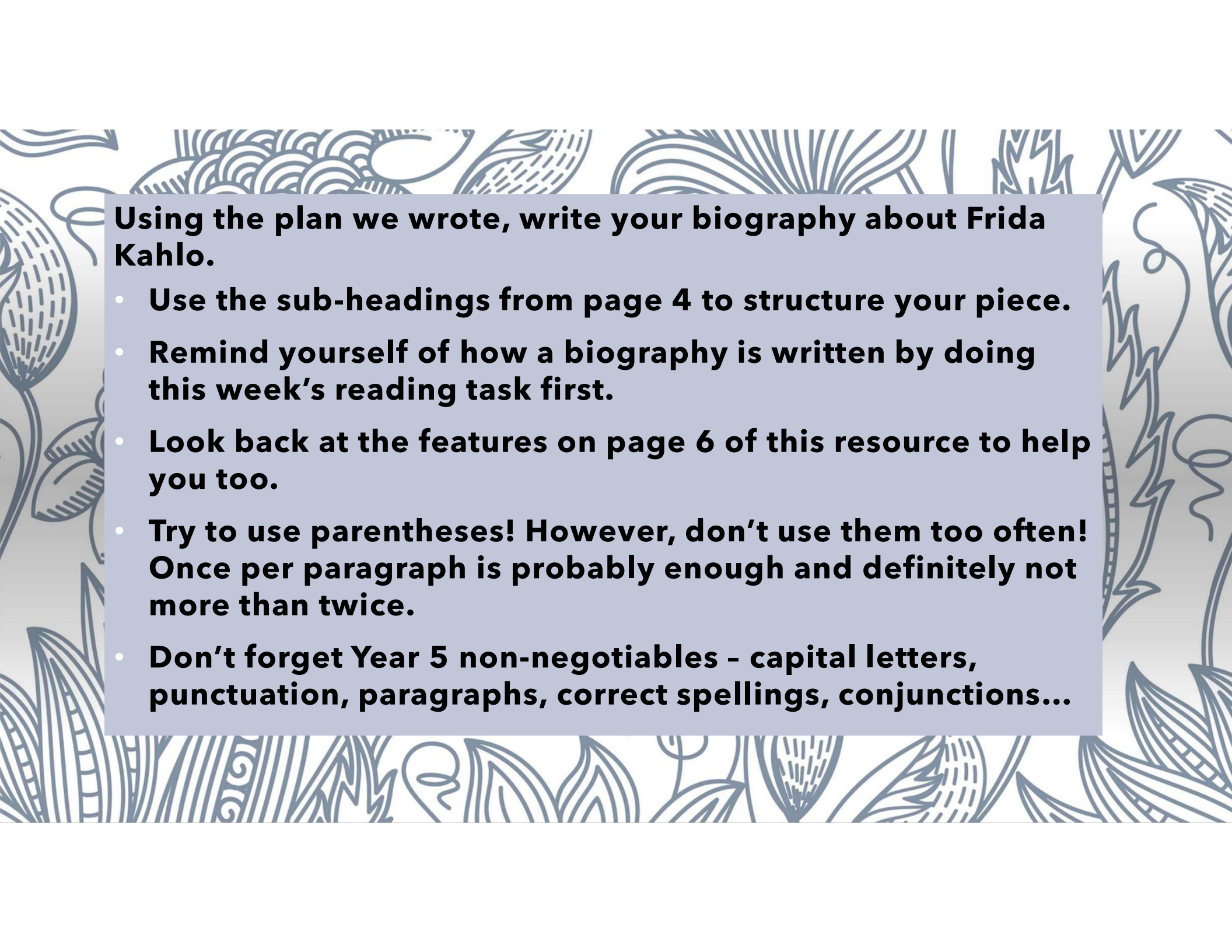
**Commas:** *The lion, who has sharp teeth, ate his dinner.*

**Brackets:** *The lion (with a fluffy mane) ate his dinner.*

**Dashes:** *The lion - who wasn't very cool - ate his dinner.*

**Can you think of another?**

**Look back at your Frida facts. Can you put one or two of them into a sentence and add parenthesis?**



**Using the plan we wrote, write your biography about Frida Kahlo.**

- **Use the sub-headings from page 4 to structure your piece.**
- **Remind yourself of how a biography is written by doing this week's reading task first.**
- **Look back at the features on page 6 of this resource to help you too.**
- **Try to use parentheses! However, don't use them too often! Once per paragraph is probably enough and definitely not more than twice.**
- **Don't forget Year 5 non-negotiables - capital letters, punctuation, paragraphs, correct spellings, conjunctions...**

