



# Fleet Primary School

Fleet Road Hampstead London NW3 2QT

Tel: 020 7485 2028

E-mail: [admin@fleet.camden.sch.uk](mailto:admin@fleet.camden.sch.uk)

Headteacher: Don McGibbon



## Learning from home – Year 5 – W.B. 8<sup>th</sup> June

Hi Year 5! I hope you've enjoyed the easing of the lockdown rules and been able to get out and about a bit more and maybe even seen friends and family members! Sorry I couldn't call last week; I have been unwell but it's nothing serious and I'm feeling better now. I missed speaking to you all. Keep up the hard work; you're all doing so well!

Remember you can send it to [admin@fleet.camden.sch.uk](mailto:admin@fleet.camden.sch.uk)

### Class Photo Task – Very Important!!:

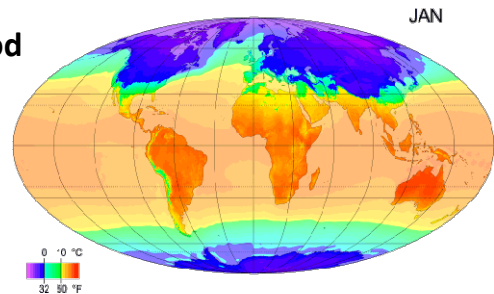
As we have missed getting our class photo taken this year, we would love to make a **collage of photos** of everyone in the class. To make it special, **write a note to hold** as well. It could be a **message you'd like to share with everyone** or a **favourite memory from Year 5**. If you write a message, make sure it is appropriate; if writing a memory, be specific, i.e. don't just write 'Sayers Croft', but a specific moment 'Ms Kingham's awesome dancing at Sayers Croft disco'! 😊 See the example photo of Mr McGibbon and his message to you all.



**Please take a picture of yourself holding your message/memory and then send the picture to Lisa via email at [admin@fleet.camden.sch.uk](mailto:admin@fleet.camden.sch.uk)** We will then make a collage for the class and send you all a copy. Can't wait to see your photos and messages/memories!

### Word of the Week: Climate

The **weather found in a certain place over a long period of time** is known as the climate. An area's climate determines what kinds of plants can grow and what kinds of animals can survive there. People use information about climates to decide which crops to plant, to prepare for natural disasters, and even to choose the best time to visit somewhere on holiday!



### English

**Reading:** There is a short poetry reading comprehension. You may not be able to make sense of all the poem, but that's ok. Making sense of what you can and inferring (working out) from that is an important skill! You don't need to print it; you can write your answers on paper.

**Writing:** Write a poem inspired by a Futurism painting! See the 'Year 5 English and Art resource 8<sup>th</sup> June' for more information.

**Spelling:** Adding suffixes to words ending in ‘-fer’. See the ‘**Year 5 Spelling Resource 8<sup>th</sup> June**’ for information and the word list.

**Maths:** Over the next two weeks, we are going to revisit **fractions**. The lessons you’ll do are consolidating learning from earlier in Year 5, plus there is a challenge to do. You do not need to print the worksheets; you can do any working out and write down your answers on note paper.

Lessons to do this week:

- Add and subtract fractions within 1: <https://www.bbc.co.uk/bitesize/articles/z42vgwx>
- Add and subtract fractions greater than 1: <https://www.bbc.co.uk/bitesize/articles/zdbmt39>
- Adding two mixed numbers: <https://www.bbc.co.uk/bitesize/articles/zknvgwx>
- Subtracting two mixed numbers: <https://www.bbc.co.uk/bitesize/articles/zhs9d6f>

There is a **challenge sheet** on the Home Learning page if you finish the above lessons easily.

**Science:** This week, we’re beginning a Space project! Look at the ‘**Year 5 Science Resource 8<sup>th</sup> June**’ for more info.


**History and Design Technology:** This is the same as last week as it may take a bit of time to make and test your parachutes. Find out more by looking through the ‘**Year 5 History and DT Resource 1<sup>st</sup> June**’.



**Geography:** This week, we are learning about climate zones on Earth. Watch this video <https://vimeo.com/254839802> (it is 14 minutes long, so get comfy!) and this one <https://www.bbc.co.uk/bitesize/clips/zr7hyrd> (5 mins); they will help you complete the task ‘**Year 5 Geography Resource 8<sup>th</sup> June**’. If you can’t print the pages, don’t worry! Do a rough sketch of the map and you can draw the table out easily.

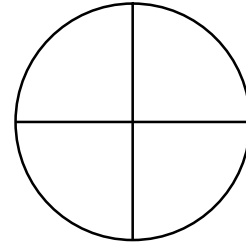
**P.S.H.E:** This week are thinking about what’s important to us and being grateful. Look through the ‘**Year 5 PSHE Resource 8<sup>th</sup> June**’ for more information and an activity.

**Art:** Look through the presentation on the Year 5 Home Learning page called ‘**Year 5 English and Art Resource 8<sup>th</sup> June**’. It is all about an artistic style called ‘Futurism’. This week, the task is to study and discuss the art, rather than create your own piece, however if you feel inspired to create something then I’d love to see it!



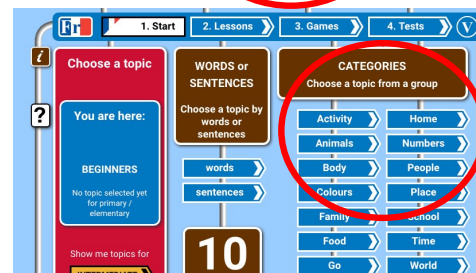
**French:** A little more practise on the months of the year, seasons and weather. Look back through 'Year 5 French Presentation 1<sup>st</sup> June' and 'Year 5 French Word Bank 1<sup>st</sup> June' if you need reminding of the vocabulary and have a go at some of these activities.

- On a plain piece of paper, draw a big circle and divide it into four quarters like this:
- Label each quarter with the name of a season and inside draw what the weather is like in that season. Write a short description in French. For example: *En printemps il fait beau, mais il pleut souvent.* In the spring the weather is fine, but it often rains.
- Write about your favourite season – what kind of weather do you like best? What do you like to do when it is sunny or when it snows?
- Practise the words we have learned in a fun way:  
Log on to <https://www.french-games.net>  
- click on **1. Topics**

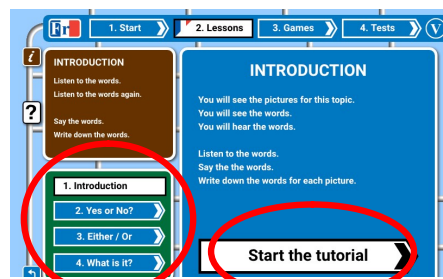


- under the brown **Categories** sign, choose the topic

**Months and seasons** are in the **Time** category  
**Weather** is in the **World** category



**FULL TUTORIAL** will start with introducing the words with pictures: click on **Start the Tutorial** and you will hear each word in French



After that you have 3 more activities which will help you to practise the new words:

2. Yes or No?

3. Either/Or

4. What is it?

When you feel confident, you can play some games!