



Fleet Primary School

Fleet Road Hampstead London NW3 2QT

Tel: 020 7485 2028

E-mail: admin@fleet.camden.sch.uk

Headteacher: Don McGibbon



Learning from home – Year 5 – W.B. 1st June

Hi Year 5!

I hope you all had a relaxing half term. I'm so proud of all of you; you've been so mature and positive during all of this difficulty. On top of this, you've been producing such fantastic work!

Remember you can send it to admin@fleet.camden.sch.uk with 'F.A.O. Ms Kingham' as the subject.

English

Reading: There is a short non-fiction reading comprehension about the Sun. Choose the correct level for you – Mild, Spicy or Hot.

Writing: Write a description of a fictional planet, including designing your own alien to inhabit it! See the '**Year 5 English Resource 1st June**' for more information.

Grammar: Semi-colons. Semi-colons link together two closely related sentences. E.g.

Correct use 'Ms Kingham loves chocolate brownies; she has one at 11am every day.' The fact I have one at 11am is closely linked to the fact I love them!

Incorrect use 'Ms Kingham loves chocolate brownies; she lives in a flat.' Where I live has nothing to do with brownies!

Incorrect use 'Ms Kingham loves chocolate brownies; with a cup of tea.' Although 'with a cup of tea' is linked to brownies, it is not a complete sentence so you wouldn't use a semi-colon in front of it.

Watch the video and do the quiz on this page:

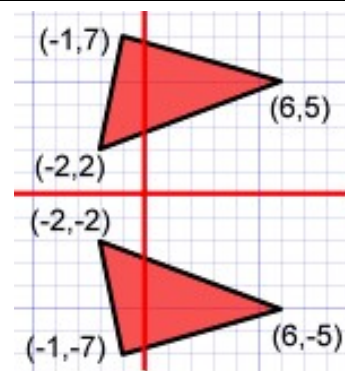
<https://www.bbc.co.uk/bitesize/topics/zvwwxnb/articles/zshfdxs4>

Then write 4 sentences which correctly use a semi-colon.

Maths: This week, we are continuing to learn about 'transformations', but this time we're learning about 'reflections'. There are 5 lessons to do on this website, lessons 6 – 10 under the 'Transformations' heading.

<https://www.thenational.academy/online-classroom/year-5/maths#subjects>

For each lesson, there is a **warm-up quiz to do and then an explanatory video** to watch. In the video, there are **some activities to do**, which the online teacher will explain. The 'independent task' mentioned in the video can be seen full screen by clicking 'next activity' at the bottom right of the page. I'd like you to complete **lessons 6 - 10** over this week. You



can rewind the video and watch it again if you get stuck.



Science: This week, we're learning about the phases of the moon. Look at the 'Year 5 Science Resource 1st June' for more info and a task.



History and Design Technology: We've learnt about missions to the moon, now let's look at missions to Mars! Find out more by looking through the 'Year 5 History and DT Resource 1st June'. There is a design challenge at the end. You have two weeks to complete this.




R.E.: Judaism – This week, we're learning about **Hanukkah**: the story behind it and how it is celebrated. Watch the video and read the info on this page:

<https://www.bbc.co.uk/bitesize/topics/znwhfg8/articles/zj446v4>

The lighting of the candle is very significant in Judaism. It symbolises the Jewish belief that God continues to always be present. This belief is called **Shekhinah**. Jews experience Shekhinah by studying the Torah, worshipping God and coming together to pray.

Activity: Write a short diary entry imagining you have just celebrated Hanukkah. Try to include information on the gifts, food, games and lighting of candles. More information can be found by clicking the words on this image when you go to the website link above.



Computing: 'How does the internet work?' Watch this video to help you:

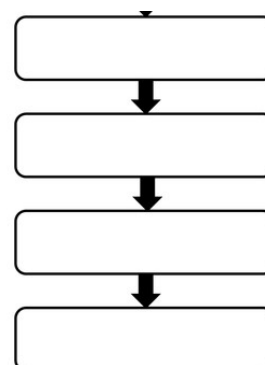
<https://www.bbc.co.uk/bitesize/topics/z7wtb9q/articles/z3tbgk7>

This one is a bit more technical if you want to know more:

https://youtu.be/ewrBaIT_eBM

Task 1: Act out how it works with family at home – practice sending a message to someone in your house, BUT break up your message in to 'packets', just like the internet does! Don't forget to include 'From' and 'To' and to number the packets so they can be read in the right order!

Task 2: Design a poster titled 'How does the internet work?' You might like to use a flow chart as shown in this picture to show the stages.



Art: Look through the presentation on the Year 5 Home Learning page called **Year 5 Art Resource 1st June**. It is all about an artistic style called 'Expressionism'. There is a choice of 2 tasks to do at the end.



French: This week, we are revising the months of the year, seasons and weather. Look through '**Year 5 French Presentation 1st June**' and '**Year 5 French Word Bank 1st June**' and have a go at some of the practise activities.

Music: Use the **brass tutorial videos** on the Year 5 Home Learning page to keep practicing you trumpet or trombone. If you don't have your instrument, let me know and I can arrange for you to collect it.

P.E.: Keep doing the Joe Wicks workout everyday

<https://www.youtube.com/playlist?list=PLyCLOPd4VxBvQafyve889qVcPxYEjdSTI>