




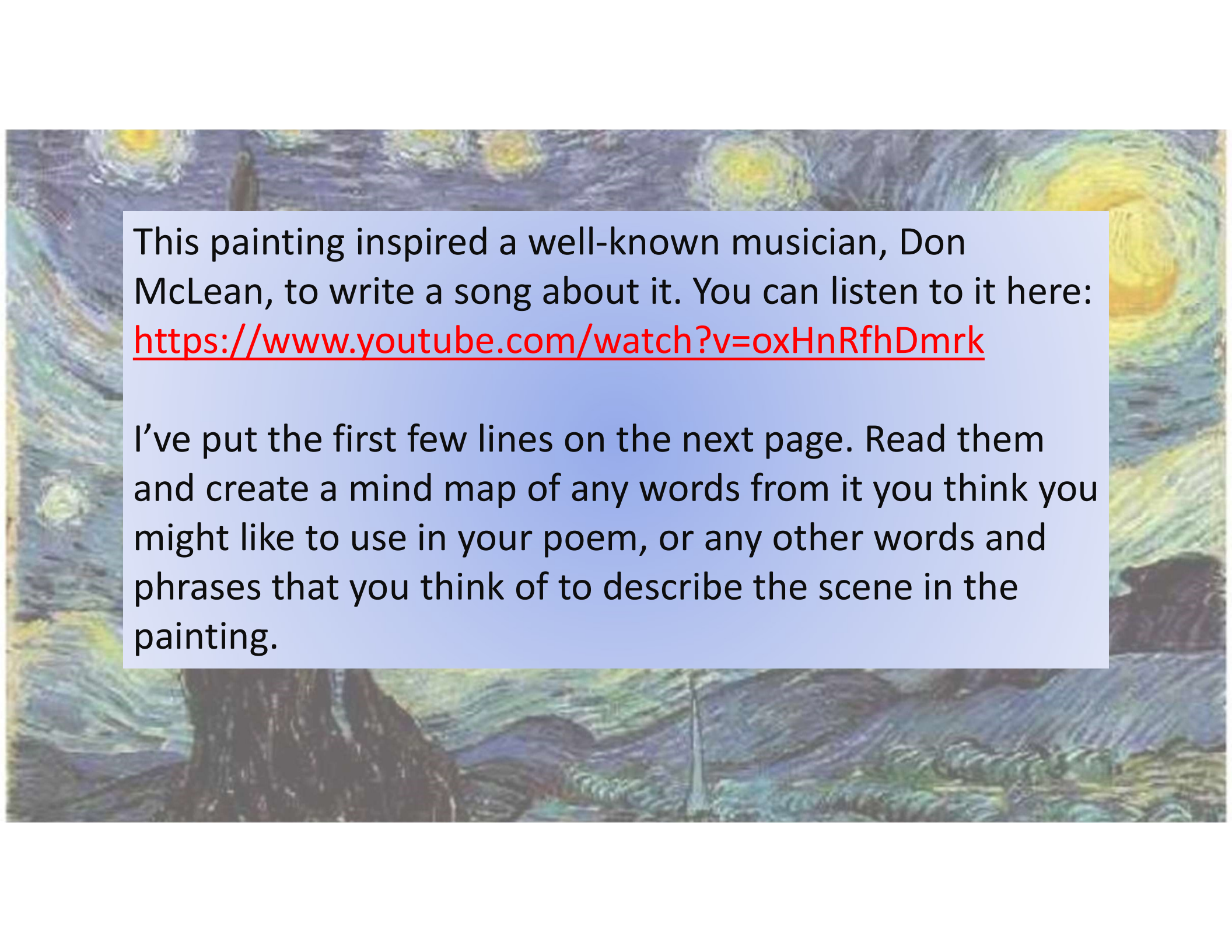
Year 5 English

Week
beginning
4th May

The background of the slide is a reproduction of the painting 'The Starry Night' by Vincent van Gogh. It depicts a turbulent night sky with swirling clouds and stars, a bright crescent moon, and a dark, silhouetted landscape with a small church spire in the distance.

In art this week, we are learning about Post-Impressionism. This painting is by one of the most famous artists in the world – Vincent van Gogh – and is one of the most famous paintings from Post-impressionism. It is called Starry Night.


We are going to write poems inspired by this amazing piece of art.

The background of the slide is a reproduction of the painting 'The Starry Night' by Vincent van Gogh. It depicts a turbulent night sky with swirling clouds and bright, glowing stars. In the foreground, there is a dark, silhouetted landscape with a prominent cypress tree on the left and a small village with a church spire in the distance.

This painting inspired a well-known musician, Don McLean, to write a song about it. You can listen to it here:

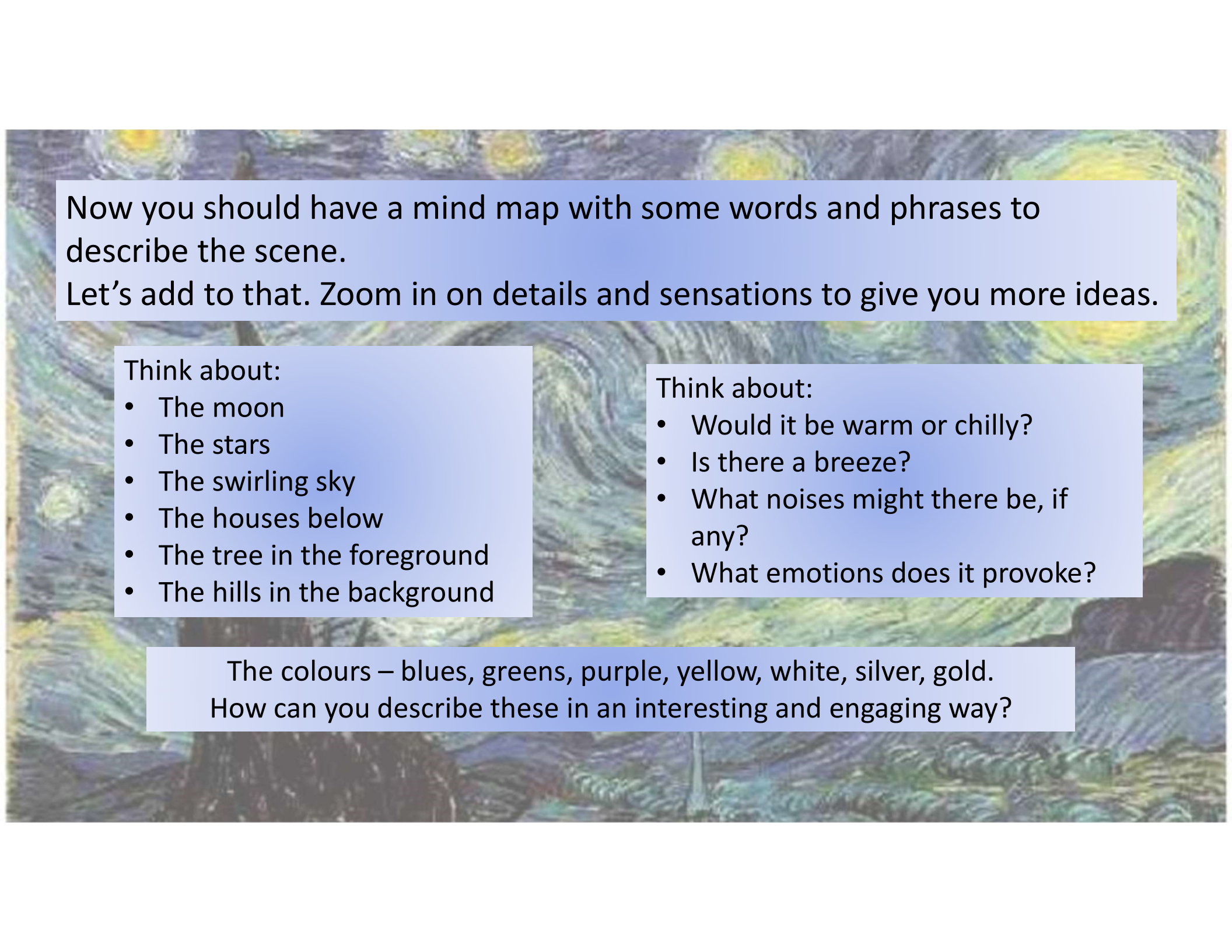
<https://www.youtube.com/watch?v=oxHnRfhDmrk>

I've put the first few lines on the next page. Read them and create a mind map of any words from it you think you might like to use in your poem, or any other words and phrases that you think of to describe the scene in the painting.



Starry, starry night
Paint your palette blue and grey
Look out on a summer's day
With eyes that know the darkness
in my soul
Shadows on the hills
Sketch the trees and the daffodils
Catch the breeze and the winter
chills
In colors on the snowy linen land

Flaming flowers that brightly
blaze
Swirling clouds in violet haze
Reflect in Vincent's eyes of china
blue
Colors changing hue
Morning fields of amber grain
Weathered faces lined in pain
Are soothed beneath the artist's
loving hand

The background of the slide is a reproduction of the painting 'The Starry Night' by Vincent van Gogh. It depicts a turbulent, swirling night sky with bright, glowing stars and a crescent moon. Below the sky, a dark, silhouetted cypress tree stands in the foreground, and a small village with a church spire is visible in the distance. The overall color palette is dominated by deep blues, greens, and yellows.

Now you should have a mind map with some words and phrases to describe the scene.

Let's add to that. Zoom in on details and sensations to give you more ideas.

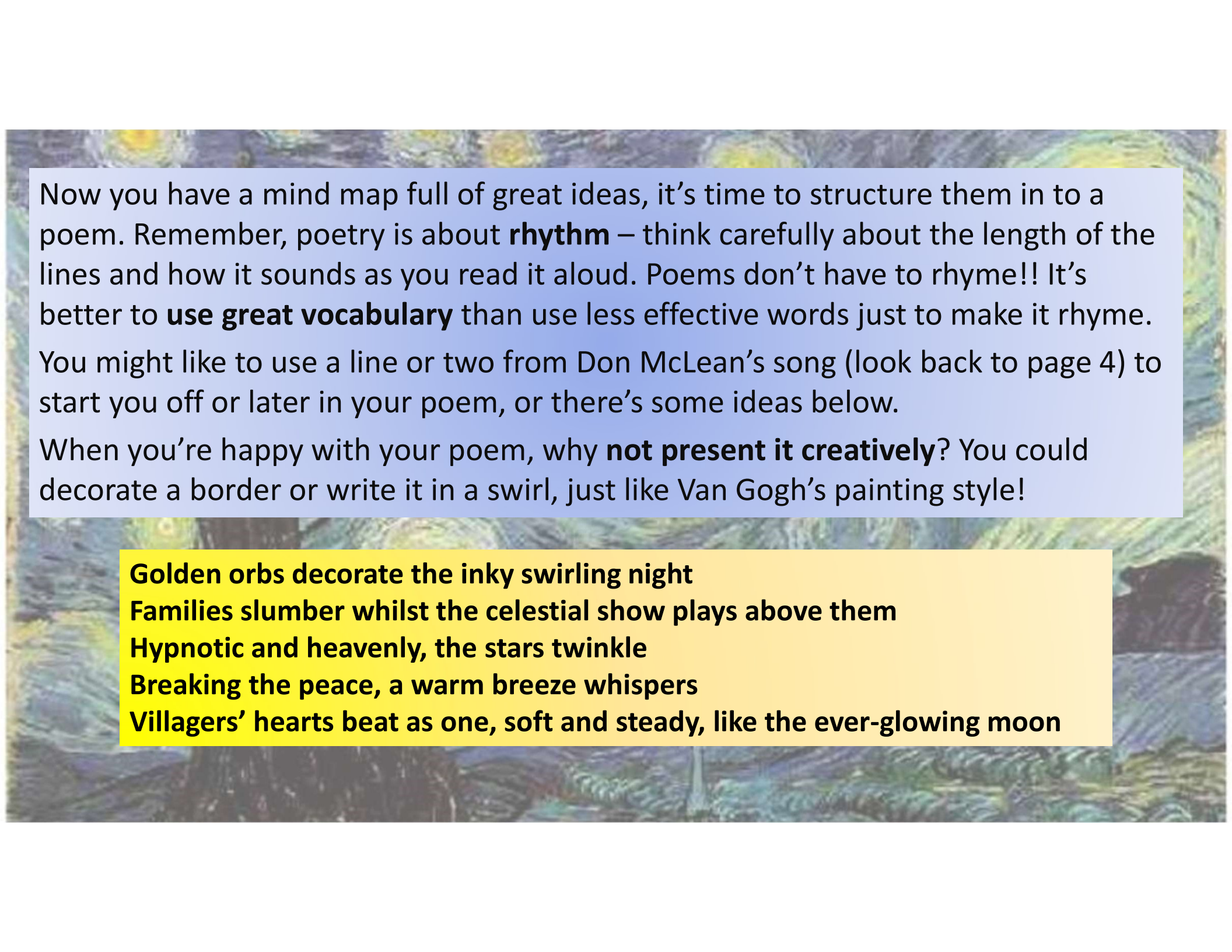
Think about:

- The moon
- The stars
- The swirling sky
- The houses below
- The tree in the foreground
- The hills in the background

Think about:

- Would it be warm or chilly?
- Is there a breeze?
- What noises might there be, if any?
- What emotions does it provoke?

The colours – blues, greens, purple, yellow, white, silver, gold.
How can you describe these in an interesting and engaging way?



Now you have a mind map full of great ideas, it's time to structure them in to a poem. Remember, poetry is about **rhythm** – think carefully about the length of the lines and how it sounds as you read it aloud. Poems don't have to rhyme!! It's better to **use great vocabulary** than use less effective words just to make it rhyme. You might like to use a line or two from Don McLean's song (look back to page 4) to start you off or later in your poem, or there's some ideas below. When you're happy with your poem, why **not present it creatively**? You could decorate a border or write it in a swirl, just like Van Gogh's painting style!

**Golden orbs decorate the inky swirling night
Families slumber whilst the celestial show plays above them
Hypnotic and heavenly, the stars twinkle
Breaking the peace, a warm breeze whispers
Villagers' hearts beat as one, soft and steady, like the ever-glowing moon**