


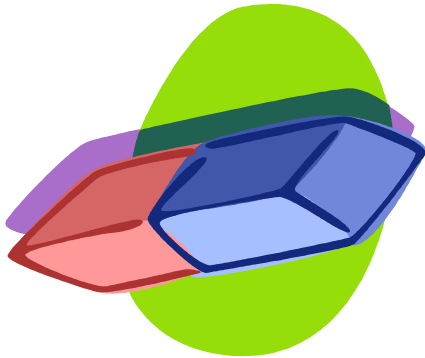


Learning objective:



To be able to name classroom  
objects in French



You are going to see some common objects used in school and hear the names in French.

Have a go at repeating the names yourself.




un stylo



un crayon



un livre



un cahier



# des feutres

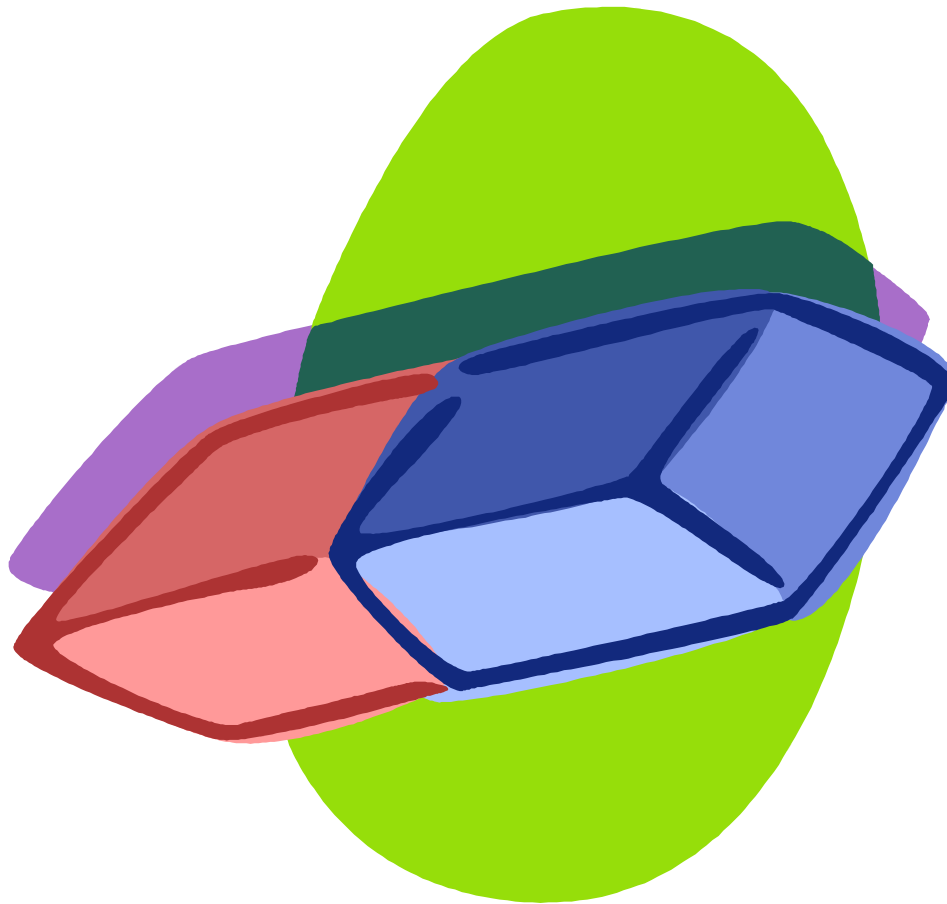


# des ciseaux






une gomme



une règle



# la colle



Notice the difference between

un livre   
(a book you read)

And

un cahier   
(a book you write in)




In the following grids, which picture matches the word?

See how many you can get right...



# un cahier


1.



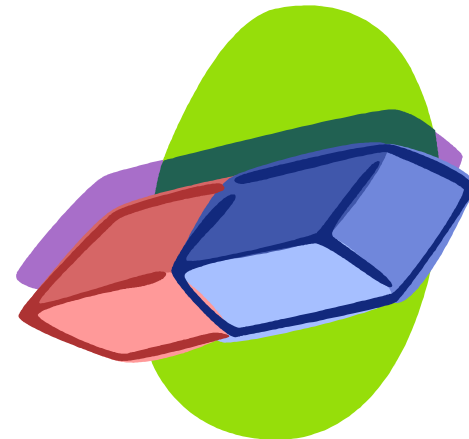
2.



3.



4.




# une gomme

1.



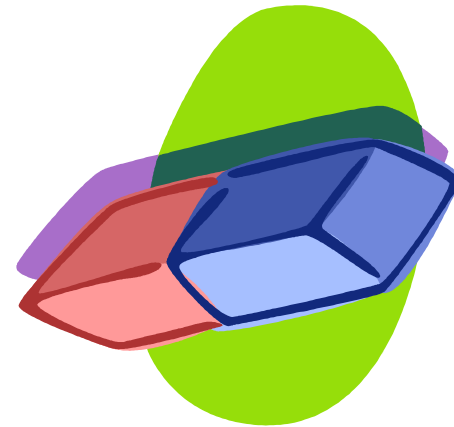
2.



3.

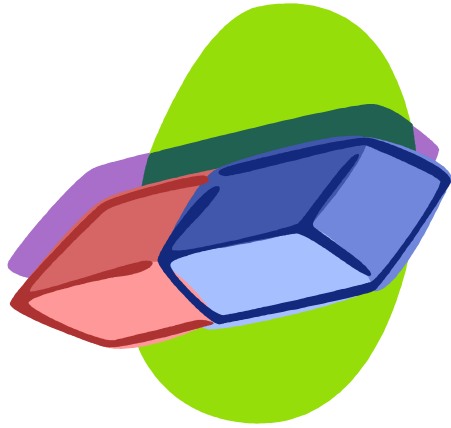


4.



# un stylo

1.



2.



3.



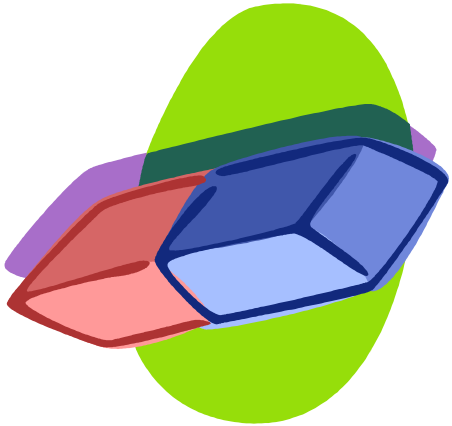
4.






# un livre

1.




2.



3.




4.




# une règle


1.



2.



3.




4.



# un crayon

1.



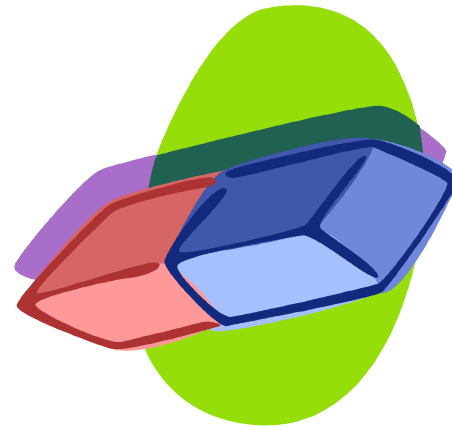
2.



3.



4.



# Tricky grammar

All nouns in French have a gender - they are either **masculine** or **feminine**, even if they are everyday objects!

Remember in year 3 you learned about animals. Some are **masculine** and some are **feminine**:

**un** chien



**une** tortue



**un** chat



**une** souris



- In English we use 'a' before a noun:

*a ruler*

*a book*

- In French it is *un* or *une*

*une règle*

*un livre*

- In English we also use 'the' before a noun:

*the ruler*

*the book*

- In French it is *le* or *la*:

*la règle*

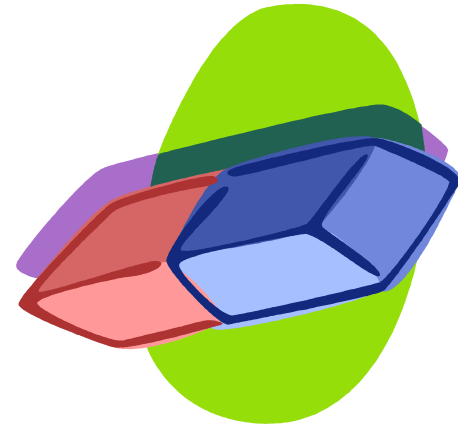
*le livre*



# Which is correct?

un gomme


une gomme



Which is correct?

un cahier

une cahier



Which is correct?

un stylo

une stylo






Which is correct?

un règle

une règle



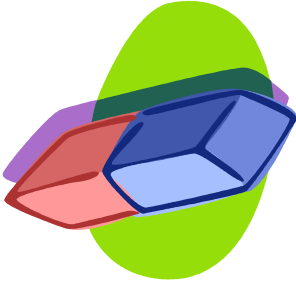



Which is correct?

le colle

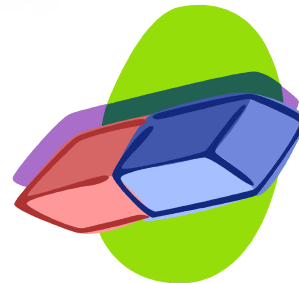



la colle




Let's play a memory game... study these pictures closely:

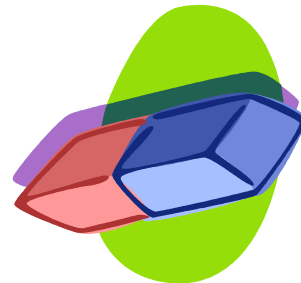



# Qui manque?

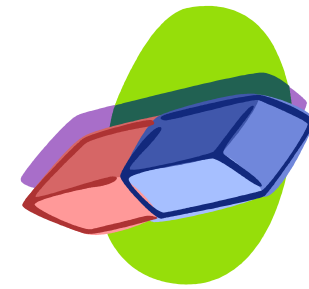








Les feutres

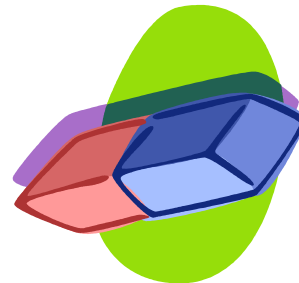



# Qui manque?

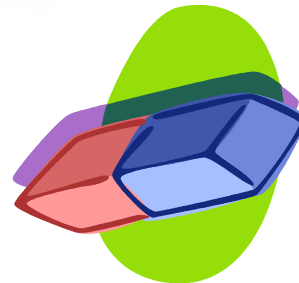









Les ciseaux



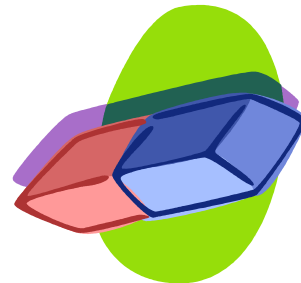

# Qui manque?

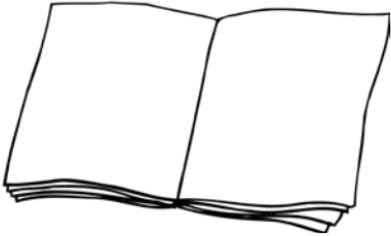
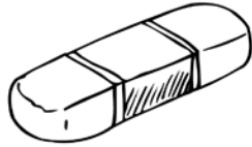
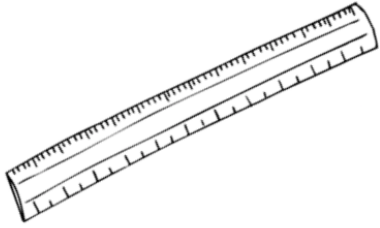
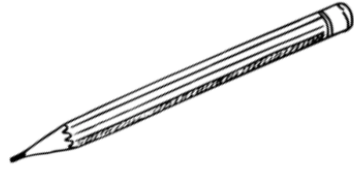
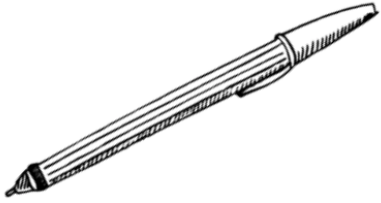






Le crayon





# Test yourself by playing a matching game.

- On the sheet provided, write the names of the classroom objects in the blank grid.
- Cut out all the cards and turn them face down on the table.
- Turn over 2 at a time and see if the picture and the name match - how quickly can you match up all the pairs?

***You can play by yourself or challenge someone at home to play with you!***

