


Year 4 home learning tasks week beginning 18.05.20

Below is a list of tasks and activities to work on over this week. Your child should be able to work on these tasks mostly independently, although it's always nice for them to discuss their ideas and share what they've achieved with someone. We do not expect every single task to be completed, rather it is a list of ideas to keep them busy and learning, in line with the National Curriculum. Whilst it is important to keep learning key facts, knowledge and skills this is also a great opportunity for your child to explore their interests further and be creative.

Please share a sample of their learning with us every week – a piece of English, Maths and perhaps another piece they are very proud of – by emailing it to admin@fleet.camden.sch.uk with the class teacher's name as the subject.

English – writing

It's our third week looking at Jemmy Button. There's a video of the story being read to you and two tasks to do. Make sure you check the power point first to see what you need to do!



English – reading

There's a non-fiction text for you to read all about detective dogs! And there are some questions to answer too. Find the text here: <https://superscience.scholastic.com/issues/2019-20/110119/dog-detectives.html#970L>

It's important that you keep up with your own reading for pleasure too. Don't forget there are lots of great e-books for you to access for free here: <https://home.oxfordowl.co.uk/books/free-ebooks/>

Maths


This week we're going to re-cap **scaling** and **compact method**. We're also going to look at the **distributive law**. Before you start, you could do some times tables practice using the top marks website:

<https://www.topmarks.co.uk/maths-games/hit-the-button>

This week's tasks are all on the Maths learning resource.

Science

You've got more Art this week plus a recap on classification. Use the **Science resource page** to support your learning. If you **finish both the tasks** there you could follow the link below to play a classification game.




Do check the instructions first!

<http://sciencenetlinks.com/interactives/class.html>

Music/Singing: This week we've got a singing challenge for you. Follow the link to learn this **super silly song**. See if you can teach the easy part to someone else in your household. Can your family sing both parts together?

The Bonkers Song
1 2 3 4
Part 1: Bong, bong, bong, this song is bonkers!
Bong, bong, bong, a nonsense song.
(Repeat throughout the song)



Words and Music by Mark and Helen Johnson © 2014 & 2015 Out of the Ark Ltd. CCC Song No. 1914927

https://www.youtube.com/watch?time_continue=85&v=JspPJ-1bbu8&feature=emb_logo

The second part of the song is a real tongue twister. Here's a warm-up to get you started:

Yellow butter, purple jelly, red jam, black bread.

Spread it thick, say it quick!

Yellow butter, purple jelly, red jam, black bread.

Spread it thicker, say it quicker!

Yellow butter, purple jelly, red jam, black bread.

Don't talk with your mouth full!



RE

Read the power point about Buddhist places of worship. **Draw and label your own picture of a Buddhist temple** (focus on the outside rather than the inside). Make sure you include things to represent the 5 elements and anything else important that you read about on the power point. After you've done your drawing, label it to show what each part of the temple symbolises for Buddhists.

Geography

This week we're going to learn about flags of South America. Get some plain paper and draw each flag and colour it in. We've uploaded some pictures to help you. Then cut out the flags and write each country name on paper and cut them up too. Now you can either test yourself – see if you can match each flag to the correct country name – or play a pairs game with someone else – turn the flags and country names face down and take turns turning two at a time over to see if you can match pairs of flags and countries. The person with the most pairs at the end wins!



PSHE

Let's continue with the theme of important people and think about people who are helping us. Have a look at the 'Sharing Smiles' project leaflet in our Y4 area. You can write a funny story, joke, poem or draw a picture for someone working in the NHS. Post or email them to the address on the flyer (and send us a picture too if you want!)

Music

Keep up your **trumpet and trombone** practice with Rod on this website:

<https://taktylos.wixsite.com/mysite-1/find-your-school>

PE

You've been sent your Race to Health log in. Have a look on the website to find out more. Ask us if you need your log in again!

