



Fleet Primary School

Fleet Road Hampstead London NW3 2QT

Tel: 020 7485 2028

E-mail: admin@fleet.camden.sch.uk

Headteacher: Don McGibbon



Learning from home – Year 3

Hi Year 3!

This week, we are continuing with our Enchanted Forest topic. I have really enjoyed seeing learning that you've been sending in! Please continue to send me your work; I love seeing it! Ideally, I want to see at least one piece of Maths, one piece of English and anything else you would like to share with me.


Hope you are all well and speak soon,
Ms. Costelloe

A note for parents:




Below is a list of tasks and activities to work on over this week. Your child should be able to work on these tasks mostly independently, although it's always nice for them to discuss their ideas and share what they've achieved with someone. We do not expect every single task to be completed, rather it is a list of ideas to keep them busy and learning, in line with the National Curriculum. Whilst it is important to keep learning key facts, knowledge and skills, this is also a great opportunity for your child to explore their interests further and be creative.

Please share a sample of their learning with us every week – a piece of English, Maths and perhaps another piece they are very proud of – by emailing it to admin@fleet.camden.sch.uk with 'FAO Miss. Costelloe' as the subject. Please e-mail me if you have any queries!





Class Photo Task:

	F Adil	L Amber	E Aman	E Amber- Lily	T Asma		
		Y Ben	E Lizzie	A Esema	R Hiba	 Ugo	
	T Eva	H Mohammed	R Ivana	E Kai	E Khloe		
	 Leda	2 Zain	0 Lexi	2 Lily-Mae	0 Marli	 Zayan	
L Hamza	O Isabella	C Nasiru	K Poppy	D Rayane	O Sara	W Ryan	N Suraiya

As we have missed getting our class photo taken this year, we would love to make a class collage of everyone in Year 3 that spells out FLEET YEAR THREE 2020 LOCKDOWN. The grid above shows each child's name with a letter, number or rainbow below them. Please could your child draw this letter, number or rainbow on a piece of A4 paper and then colour it in any way they choose. Then take a photo of your child holding it and send it to Lisa via email at admin@fleet.camden.sch.uk Please put 'Year 3 Class Photo' in the subject box. We will then make a collage adding the Year 3 Team's photos too and send you all a copy.

English

Reading:

Task 1: Sign up to the Silly Squad Summer Reading Challenge

The Reading Agency and Libraries Present

SILLY SQUAD

Summer Reading Challenge 2020

Get ready to get SILLY! The Summer Reading Challenge is running right through this summer - you can join up anytime.

Info can be found here: <https://summerreadingchallenge.org.uk/>

Task 2: Write a book review of a book you recently finished. Include:

- The title and author
- The genre (Comedy? Mystery? Historical?)
- A **summary** of the story
- Who you would recommend it to and why (try and keep this general rather than specific, e.g. 'I would recommend this to people who enjoy animal stories and like other books by Lucy Daniels' rather than 'I would recommend this to my mum'.
- A star rating out of 5.

Writing/Speaking and Listening:



Watch 'Anansi and the Pot of Wisdom' - <https://www.youtube.com/watch?v=kZLoomnoFmQ>

Task 1: What do you think wisdom is? Come up with your own definition (what you think it means) before reading on!

A definition of wisdom is: 'The fact of being sensible or wise thinking'. Do you agree with this definition? Write a sentence or two explaining your thoughts!

Sentence starters: *I think wisdom is ... so I agree/disagree with this definition. My reasons are...*

Task 2:

Proverbs and sayings have been a way for wisdom to be passed down from generation to generation, for example:

- Do unto others as you would have done unto you
- The early bird catches the worm
- A bird in the hand is worth two in the bush
- Practice makes perfect
- Actions speak louder than words
- Two wrongs don't make a right
- Rain wets a Leopard's skin, but it does not wash out the spots (Akran proverb)
- One person does not rule a nation (Akran proverb)

Are there any different proverbs or sayings that you and your family know?

Make a list of proverbs and sayings that you know. If you run out of ideas, can you make some up?!

Task 3: 'Stop and Go Drama Game'

This activity works a little like musical statues. Ask an adult or older sibling to play some music and then when they stop the music they can read out the moments from the story for you to act out:

- The god Nyame looked down from the sky on the animals and people in the world
- Some of the animals and people were good, hard working and kind
- Some of them were wicked, lazy and greedy
- Nyame sent down a gift, the gift of wisdom, to the people and animals so that they would stop fighting and having so many problems.
- Anansi the Spider saw all the wisdom the people and animals had and he wanted it all for himself. So he crept around and began to collect up all the wisdom for himself and put all the wisdom into a cooking pot.
- Anansi looked for somewhere to hide the pot of wisdom – he looked in the caves but he worried the grumpy bears that were there might find it.
- He went to the lake, but the cunning crocodile was there.
- He climbed to the top of the mountain, but the beady eagles were eyeing his pot.
- So he went deep into the bush and found a tall wide thorn tree. He strapped the pot of wisdom onto his front and began to try and climb the tree. But it was really difficult and he struggled to climb up. There were thorns everywhere.
- A little girl watched Anansi as he tried to climb the tree and laughed at him – 'surely there's a better way to do it' she said. 'Why don't you tie the pot on your back?'
- When he was sure the girl had left and couldn't see him Anansi took the pot off his front and tied it onto his back.
- Now Anansi could climb the tree easily and soon he was at the top looking down.

- From the top of the tree Anansi could hear the animals and people in the villages yelling and fighting.
- ‘What use is all this wisdom if a little girl has more common sense than me?’ he thought. So he threw down the pot and all the wisdom was carried by the wind and the rain back to the animals and people all over the land.

Task 4: Draw a map of the story. Here are some different locations from the story:

- The sky which Nyame the god looks down from
- The village where the people and animals live
- The places Anansi thought he might hide his pot of wisdom - the cave where the grumpy bears are, the great lake with the cunning crocodile, the tall mountains where the beady eyed eagles are.
- Deep in the bush where Anansi finds the tall, wide thorn tree.

Task 4: You are going to plan your own Anansi story.

Decide: What does Anansi want? What happens to Anansi?

Look back on the Anansi stories we did this week, last week and the week before if you want help brainstorming ideas!

Fill in the planning grid (you can copy this out if you don't have a printer):

	Part of Story
Introduction	
Build Up	
Problem	
Resolution	
Ending	

Task 5:

Mild – write your own version of ‘Anansi and the Pot of Wisdom’. You can use the sentences in the ‘Stop and Go’ Drama Game to help you write your story.

Spicy - Write out your Anansi story that you planned in Task 4!

Grammar and Punctuation

Task 1: Work your way through the SPAG Challenge Cards, then use the SPAG Answers to mark your work! Is there an area you need to practise? Let me know!

Task 2: Do the ‘Synonyms and Antonyms’ activity – watch the video first!

<https://www.bbc.co.uk/bitesize/articles/zhwqmf>

Spelling

Task 1: Remember to keep practising your word lists. Write a sentence using each word. Your challenge for this week is to also use a co-ordinating conjunction (and/so/while/because) in your sentences. You could also make flashcards for each word on your word list.

Task 2: Practise words ending in '-ture' by playing the following games: Egg Hunt, Bouncing Anagram, Word Search, Against The Clock

https://www.spellzone.com/word_lists/games-253.htm

https://www.spellzone.com/word_lists/games-254.htm


Maths

Practise your fluency every day – do three per day of the 'Number Bonds' activities here:

<https://www.topmarks.co.uk/maths-games/hit-the-button>

Another suggestion: you could cut out and make jigsaw pieces for Number Bonds to 10, Number Bonds to 20 etc and then see how quickly you can pair them together! You can decorate the pieces however you want!

Example below:



Also practise 'Missing Numbers' (above link) daily

Practise your times tables every day – I've found a new website for this!

Remember, the goal by the end of Year 3 is to know your 2, 5, 10, 3, 4 and 8s!

By the end of Year 4, the goal is to know all the 2s through to 12s!

<https://www.themathsfactor.com/times-tables-check/#/menu>

This week we are looking at multiplication and division.

Task 1: Go on the White Rose **Summer Term Week 3**

<https://whiterosemaths.com/homelearning/year-3/> and do 'Lesson 4 – Multiply and Divide by 3'. Try the activity. Write out your work on a piece of paper – you don't need to print the activity.

Once you have finished, mark your learning - the answers are on the website! Let me know

how you did!

Task 2: Go on the White Rose **Summer Term Week 3**

<https://whiterosemaths.com/homelearning/year-3/> and do 'Friday Maths Challenge'. Try the activity. Write out your work on a piece of paper – you don't need to print the activity. Once you have finished, mark your learning - the answers are on the website! Let me know how you did!

Task 3: Go on the White Rose **Summer Term Week 4**

<https://whiterosemaths.com/homelearning/year-3/>

Watch the video for 'Lesson 1 – Multiplying and Dividing by 4 and 8'.

Here is an array for 2×8 :

I have 2 rows of 8. I can count the total, which is 16. So I know that 2 lots of 8 = $16/2$ times 8 = 16, or 2 multiplied by 8 = 16, or $2 \times 8 = 16$.

Mild: Write out the 4 and 8 times tables. Draw an array for each calculation each time.

Spicy: Write out and fill in the blanks:

$$9 \times 8 = \underline{\quad}$$

$$\underline{\quad} \times 8 = 24$$

$$4 \times \underline{\quad} = 36$$

$$80 \div 8 = \underline{\quad}$$

$$72 \div 8 = \underline{\quad}$$

$$64 \div 8 = \underline{\quad}$$

$$7 \times 4 = \underline{\quad}$$

$$4 \times \underline{\quad} = 16$$

$$\underline{\quad} \times 8 = 16$$

$$12 \times \underline{\quad} = 48$$

$$13 \times 4 =$$

$$13 \times 8 =$$

$$100 \times 8 =$$

$$200 \times 4 =$$

Task 3:

Mild

What is 3×4 ? Draw 3 groups of 4.

What is 4×3 ? Draw 4 groups of 3.

Spicy

What is the relationship between these calculations?

3×4 and 4×3

4×8 and 8×4

Explain your answers – you may want to draw groups or arrays.

Hot

What is the relationship between these calculations?

2×3 4×3

2×30 4×30

20×3 40×3

$20 \times 3 \times 10$ $40 \times 3 \times 10$

Task 4: Multiplying a 1-digit number by a 2-digit number. Go on the White Rose **Summer Term Week 4** <https://whiterosemaths.com/homelearning/year-3/>

Watch the video for 'Lesson 2 – Multiply 2 digits by 1 digit'.

Go on the random number generator to generate any 2-digit number (so set your 'max' number no greater than 99!)

<https://www.random.org/>

Mild – Generate a 2-digit number and times it by 2. Do this two times.

Then generate a 2-digit number and times it by 5. Do this two times.

Generate a 2-digit number and times it by 10. Do this two times.

Spicy – Generate a 2-digit number and times it by 3. Do this three times.

Then generate a 2-digit number and times it by 4. Do this three times.

Generate a 2-digit number and times it by 8. Do this three times.

Hot – Generate a 2-digit number and times it by 6. Do this three times.

Then generate a 2-digit number and times it by 7. Do this three times.

Generate a 2-digit number and times it by 9. Do this three times.

Task 5: Multiplying a 2-digit number by a 1 digit number.

Go to: <https://www.bbc.co.uk/bitesize/articles/zb4gcqt>

Watch the video first then try the activities.

ICT

Practise touch typing with DanceMat.

<https://www.bbc.co.uk/bitesize/topics/zf2f9j6/articles/z3c6tfr>

Music



Peace Like a River

*African American
Spiritual*

I've got peace like a ri - ver, I've got

The musical notation is on a single staff with a treble clef and a key signature of one sharp (F#). The melody consists of the following notes: G4 (quarter), A4 (quarter), B4 (quarter), C5 (quarter), D5 (quarter), E5 (quarter), F#5 (quarter), G5 (quarter), F#5 (quarter), E5 (quarter), D5 (quarter), C5 (quarter), B4 (quarter), A4 (quarter), G4 (quarter). The notes are color-coded: G (orange), A (yellow), B (light blue), C (teal), D (blue), E (purple), F# (dark purple), G (dark blue), F# (purple), E (teal), D (light blue), C (yellow), B (orange), A (light green), G (green).

Visual Musical Minds

Task: This week you are going to learn 'Peace Like A River' on your recorder.

Watch this first:

https://www.youtube.com/watch?v=JGOhsFOX_o&list=PLzPP1Evz0WkQkPXJMWk0c64KPBs_soljyg&index=17

Then watch this:

https://www.youtube.com/watch?v=tTFXKwEx5QA&list=PLzPP1Evz0WkQkPXJMWk0c64KPBs_soljyg&index=18

Science

This week, we are learning about types of skeletons.



Watch the following videos:

<https://www.bbc.co.uk/bitesize/clips/ztfnvcw>

<https://www.youtube.com/watch?v=txhCfr9SjDI&feature=youtu.be>

Task 1: Can you make a list of animals who are invertebrates and a list of animals who are vertebrates?

An **endoskeleton** is a skeleton on the inside of an animal's body, e.g. humans!

An **exoskeleton** is a skeleton outside an animal's body, e.g. crabs and spiders!

A **hydroskeleton** is a flexible skeleton where the shape of the animal's body is maintained by liquid, e.g. worms, jellyfish and slugs!

Task 2: Name and draw three animals with an endoskeleton, three animals with an exoskeleton and three animals with a hydroskeleton!

You could also watch: [https://www.bbc.co.uk/iplayer/episode/m000jybp/operation-ouch-do-try-this-at-home-1-bones?xtor=CS8-1000-\[Discovery_Cards\]-\[Multi_Site\]-\[SL08\]-\[PS_IPLAYER~N~~P_DoTryThisAtHome\]](https://www.bbc.co.uk/iplayer/episode/m000jybp/operation-ouch-do-try-this-at-home-1-bones?xtor=CS8-1000-[Discovery_Cards]-[Multi_Site]-[SL08]-[PS_IPLAYER~N~~P_DoTryThisAtHome])

P.E.



1) Do 'P.E with Joe' each day - <https://www.youtube.com/user/thebodycoach1>

2) Learn a dance of your choice from one of these videos:

https://disneymagicmoments.co.uk/this-girl-can-videos?bypass_cache=7

3) Remember to keep updating 'Run to the Heath!'

PSHE



You may have seen the #BlackLivesMatter protests in the news recently.

Watch this video for more information about why the protests are happening:

<https://www.bbc.co.uk/newsround/52813673>

On Tuesday 2nd June, millions of people around the world shared a plain black image as part of 'Blackout Tuesday', a global event to protest against racial inequality. Organisers behind the movement asked people to, post a picture of a black square on their social media account, mute their account for the day and use the time they would otherwise be on social media to educate themselves on Black Lives Matter.

Here is another video with more information: <https://www.bbc.co.uk/newsround/52893017>

Black Lives Matter and Blackout Tuesday are movements to both raise awareness and educate people about racial inequalities around the world. Racism is something we can all learn about and find out ways that we can support and promote equality for all.

Task 1: Can you design a poster or piece of artwork inspired by 'Black Lives Matter'?

Task 2: Can you find out about and create a fact file about a person influential to the black civil rights movement e.g. Rosa Parks or Martin Luther King?

ART

This week, we are looking at portraits – a picture of a person which focuses on their face and expression.

Task 1: Pick a person in your life or a celebrity or historical figure and draw them. Pick someone who looks different to you in some way – perhaps a different gender, race or age.

Think about the details:

- What is their eye colour?
- What is their skin tone?
- Do they have wrinkles?
- What is their face shape?

Task 2: Sustrans Challenge

STAY ACTIVE WITH SUSTRANS

WEEK 7: COMIC STRIP JOURNEY





The Challenge
Create a comic strip of your journey to school or to your favourite park. Your journey must be done by walking, cycling, scooting or wheeling.

How to stand out
We're looking for artistic flair and attention to detail. Why not check out some comics or graphic novels, to see how it's done? It's also great if you can think practically about your journey: what time do you need to set off? Do you need a helmet or a waterproof? To help you with planning this, we've shared a Morning Routine resource in the comments.

How to enter
Tag us on Facebook @Sustrans or Twitter @SustransLondon and use #SustransActiveLondon or email BikeltPlusLondon@sustrans.org.uk.

We'll be in touch directly via Facebook, Twitter or email if you're the lucky winner.



R.E:

Jewish people worship and study at a place called a synagogue.

Here are some pictures of the Village Shul, a synagogue in Hampstead – you may have walked past or visited it before!



Here is a video with more information: <https://www.bbc.co.uk/bitesize/clips/z834wmn>

Read through the 'RE Resource'.

Task 1: Draw the outside of a synagogue.

Task 2: Create an information sheet for a first time visitor to a synagogue. What things would

they find inside a synagogue?