



# Fleet Primary School

Fleet Road Hampstead London NW3 2QT

Tel: 020 7485 2028

E-mail: [admin@fleet.camden.sch.uk](mailto:admin@fleet.camden.sch.uk)

Headteacher: Don McGibbon



---

## Learning from home – Year 3 – w.b. 27<sup>th</sup> April 2020

---

Hi Year 3!

This week, we are continuing with our Enchanted Forest topic. I really enjoyed seeing the topic launches that you sent in! Please continue to send me your work; I love seeing it!


Hope you are all well and speak soon,  
Miss. Costelloe

*A note for parents:*

***Below is a list of tasks and activities to work on over this week. Your child should be able to work on these tasks mostly independently, although it's always nice for them to discuss their ideas and share what they've achieved with someone. We do not expect every single task to be completed, rather it is a list of ideas to keep them busy and learning, in line with the National Curriculum. Whilst it is important to keep learning key facts, knowledge and skills, this is also a great opportunity for your child to explore their interests further and be creative.***

***Please share a sample of their learning with us every week – a piece of English, Maths and perhaps another piece they are very proud of – by emailing it to [admin@fleet.camden.sch.uk](mailto:admin@fleet.camden.sch.uk) with 'FAO Miss. Costelloe' as the subject. Please e-mail me if you have any queries!***





## English

Watch the video of me reading Chapter One of 'Billy and The Minpins.'

This week we are focusing on fantasy settings.

A **fantasy setting** is a fictional (made up) place.

Here are some examples of fantasy settings – you may recognise a few!







Task 1: Make a list of things you might find in a fantasy setting!

Think about

- People
- Features



Task 2: Plan a setting description.

Look at the picture above. If you are Billy in the forest, what can you see? Hear? Touch? Smell? Write your ideas down!

You may want to listen to this video too: <https://www.youtube.com/watch?v=xNN7iTA57jM>

Use the following grid to help you.

Sentence starter	
I can see...	
I can hear...	
I can touch...	
I can smell...	

**Task 3:**

Draw or paint your own version of The Forest of Sin. You may want to use the picture above or put your own spin on it! When you have done that, list adjectives and adverbs you could use to describe the setting.

**Task 4:** Now it's time to write your own description! Imagine you are writing this for someone who has never seen or heard of The Forest of Sin. Can you describe it so that they can picture the forest?

**MILD**

*Sentence starters*

In the forest, you can see...  
 The sound of...  
 The ground feels...  
 The smell is...

*Vocabulary*

Leaves  
 Green  
 Flowers  
 Trees  
 Soil  
 Plants

**SPICY**

*Sentence starters*

Once you enter the forest, you...  
 Among the trees are...  
 Under your feet...  
 The light breaks through the trees and...

*Vocabulary*

Vegetation  
 Emerald  
 Creek

**HOT**

Remember to include your co-ordinating conjunctions (and/but/so/while etc)

### *Vocabulary*

Vegetation  
Emerald  
Creek

### **Grammar**

Practise identifying different types of words by playing online grammar games.

Nouns and adjectives: <http://www.scottle.edu.au/ec/viewing/L6186/L6186/index.html>

Verbs and adverbs: <http://www.scottle.edu.au/ec/viewing/L6187/index.html>

### **Spelling**

As well as practising your spelling lists, try these games:

<https://spellingframe.co.uk/>

<http://www.ictgames.com/mobilePage/spookySpellings/index.html>

### **Maths**

Practise your fluency every day – do three per day of the ‘Number Bonds’ activities here:

<https://www.topmarks.co.uk/maths-games/hit-the-button>

Also practise ‘Missing Numbers’ (above link) daily

Practise your times tables every day - <https://www.topmarks.co.uk/maths-games/5-7-years/times-tables>

This week we are looking at money.

# Pounds and Pence



Pence						
	1p	2p	5p	10p	20p	50p
Pounds						
	£1	£2	£5	£10	£20	£50

Ask your adult if they have any coins on them. If they do, ask your adult to show you them.

Task 1:

Play the following 'money' games.

<https://www.topmarks.co.uk/money/toy-shop-money>

<https://www.topmarks.co.uk/money/coins-game>

<https://natwest.mymoneysense.com/students/students-5-8/coin-cruncher/>

Task 2:

Today, you are going to start setting up a shop! It can sell whatever you like. Decide on six items you are going to sell.

Mild: Give your six items the prices 5p, 10p, 20p, 50p, 70p, 80p.

Spicy: Give your six items the prices 7p, 13p, 25p, 30p, 55p, 67p, 89p.

Hot: Give your six items prices of your choice – four of them should cost less than a pound, two of them should cost more than a pound.

Can you practise getting the coins together that someone would need to buy the items? Is there more than one combination of coins that you could use?

You could:

- Use coins if your adult is happy to let you borrow them
- Draw and cut out your own coins – use the chart above to help you

Task 3:

Play these two games:

<https://natwest.mymoneysense.com/students/students-5-8/the-change-game/>

<https://www.topmarks.co.uk/Flash.aspx?f=howmuchleftv2>

Now we are going to continue with our shop. Today, we are working on **change**. If someone gives you more money than the items they want to buy cost, how much money will you have to give them back?

Practise with an adult or sibling – when they come to buy an item, how much change do you need to give them?

Task 4:

Here is a random number generator.

<https://numbergenerator.org/randomnumbergenerator/1-1000#!numbers=1&low=1&high=1000&unique=true&csv=&oddeven=&start=true&oddqty=0&sorted=false>





















Make sure it is set to generate a number between 1 and 100. Generate a number. If this is the number in pence, what coins could you use to make it? Do this at least ten times!

Once you feel confident with this, use this link to generate a number between 1 and 1000. How would you say the number in pounds and pence (remember, 100 pence = 1 pound!)? What coins could you use to make this amount?

## **PSHE**

Here is a reminder about the Zones of Regulation:



 <b>Blue</b> Rest Area	 <b>Green</b> Go	 <b>Yellow</b> Slow Down	 <b>Red</b> Stop
 Sad	 Happy	 Nervous	 Angry
 Upset	 Excited	 Surprised	 Yelling
 Hurt	 Calm	 Confused	 Aggressive
 Tired	 Proud	 Silly	 Mad


Task 1:

Make a list of things that put you in each zone:

Example: I am in the red zone when people don't listen to me.  
I am in the green zone when I am hugging my cat.

Task 2:

Draw a chart with a blue, green, yellow and red zone – perhaps like a bigger version of this one:

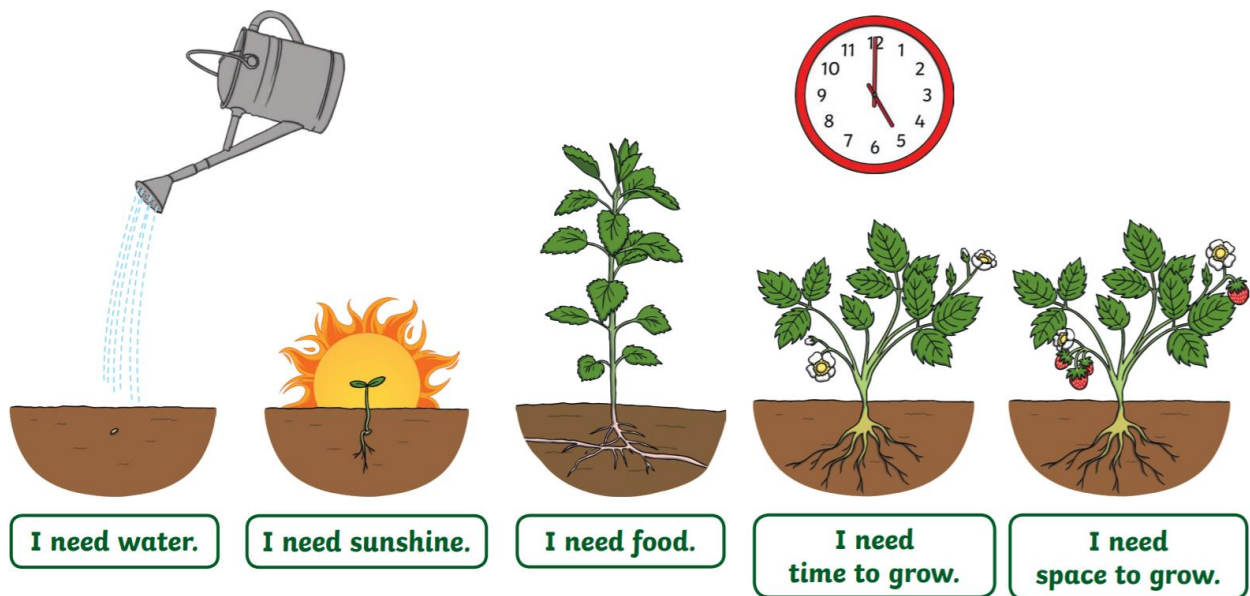


Now draw a picture of you. Place your picture in whichever zone you think you are in. Depending on where you are, what would help you move to or keep you in the green zone? Make a list (you may prefer to draw your answers!)

### Science

This week, we are learning about what plants need to grow well.





The above shows you what a plant needs to grow.

Plants need:

- Water to absorb nutrients from the soil
- Sunshine for photosynthesis to happen (the process by which plants breathe – we will look at this in more detail in another session!)
- Nutrients (food)
- Time
- Space

More information can be found here:

<https://www.bbc.co.uk/bitesize/topics/zy66fg8/articles/zcmtk2p>

Task 1: Complete the quiz on the above link.

Task 2: Can you tell me what things a plant needs to grow? Design a poster explaining it!

Task 3:

This is an optional activity for if you have the resources:

Get four of the same kind of seeds to plant.

Plant a seed in a pot with soil and put the pot somewhere light and water it regularly.

Plant a seed in a pot without soil but in a light place and water it regularly.

Plant a seed in a pot with soil but in a dark place and water it regularly.

Plant a seed in a pot without soil (use cotton wool) and put the pot somewhere light and water it regularly.

Check on the plants every couple of days and make notes on whether or not they are growing.

**Music**

This week, we are going to learn 'Au Clair de la Lune'.

# Au Clair de la Lune

French Folk Song  
Visual Musical Minds

Left Hand  
Right Hand  
Open

Au clair de la Lu - ne

0:06 / 2:32

Watch this first:

<https://www.youtube.com/watch?v=XWxlqNQoyRY&list=PLzPP1Evz0WkQkPXJMWk0c64KPBssoljyg&index=5>

Then this:

[https://www.youtube.com/watch?v=wBuAk0Pp\\_ws&list=PLzPP1Evz0WkQkPXJMWk0c64KPBssoljyg&index=6](https://www.youtube.com/watch?v=wBuAk0Pp_ws&list=PLzPP1Evz0WkQkPXJMWk0c64KPBssoljyg&index=6)

Happy playing!

## Art



This term, we will be looking at Walt Disney's Art.

Try this tutorial to draw the man himself!

<https://disneymagicmoments.co.uk/learn-to-draw-with-disney>

**P.E.**



Do 'P.E with Joe' each day - <https://www.youtube.com/user/thebodycoach1>

Learn a dance of your choice from one of these videos:

[https://disneymagicmoments.co.uk/this-girl-can-videos?bypass\\_cache=7](https://disneymagicmoments.co.uk/this-girl-can-videos?bypass_cache=7)