



Fleet Primary School

Fleet Road Hampstead London NW3 2QT

Tel: 020 7485 2028

E-mail: admin@fleet.camden.sch.uk

Headteacher: Don McGibbon



Learning from home – Year 3

Hi Year 3!

This week, we are continuing with our Enchanted Forest topic. I have really enjoyed seeing learning that you've been sending in! Please continue to send me your work; I love seeing it!


Hope you are all well and speak soon,
Ms. Costelloe

A note for parents:

Below is a list of tasks and activities to work on over this week. Your child should be able to work on these tasks mostly independently, although it's always nice for them to discuss their ideas and share what they've achieved with someone. We do not expect every single task to be completed, rather it is a list of ideas to keep them busy and learning, in line with the National Curriculum. Whilst it is important to keep learning key facts, knowledge and skills, this is also a great opportunity for your child to explore their interests further and be creative.

Please share a sample of their learning with us every week – a piece of English, Maths and perhaps another piece they are very proud of – by emailing it to admin@fleet.camden.sch.uk with 'FAO Miss. Costelloe' as the subject. Please e-mail me if you have any queries!





English

NB: Get free access to digital books, audiobooks, newspapers, magazines and graphic novels using this link: <https://www.camden.gov.uk/digital-library>

Watch the video of me reading the next part of 'Billy and The Minpins.'

This week we are focusing on **instructions**.



Task 1: Do this with an adult or sibling. Start with the adult or sibling standing somewhere in a room. Your job is to get them to move to somewhere else in the room. They have to do **exactly** what you say – so be careful! For example, it's no good just saying 'turn' – you have to tell them to turn left or right and when to stop!

Task 2: Identifying imperative verbs.



INSTRUCTIONS FOR ATTACHING A LIGHT FITTING

- ❖ **Attach** the small metal panel to the ceiling.
- ❖ **Thread** the wires through the panel and **attach** to the new circular fitting.
- ❖ **Place** the glass part of the light into the circular fitting. **Line** up the holes and (with a screwdriver) **screw** the four small screws in so that they are secure.
- ❖ **Adjust** the height of the fitting, **push** the button in and **extend** the wire to the required length.

All the imperative verbs in the above passage are in **blue**. What do you think they have in common?

Answer: imperative verbs (or bossy verbs) are verbs that tell someone to do something, so that the sentence becomes an order or command. E.g. If you say 'walk to the window', the imperative verb is 'walk'.

How many imperative verbs did you say in Task 1? Write out a list!

Task 3: How do you think Billy should defeat the Gruncher? Once you have decided on your idea, write out a list of instructions for Billy to follow! Number them and underline your imperative verbs!

Example:

- 1) Walk to the edge of the lake.
- 2) Shelter somewhere where the Gruncher will not be able to see you.
- 3) Once you are hidden, blow a horn so that the Gruncher comes towards you.
- 4) Then...

For a 'Mild' option, use the above to start you off! For 'Spicy', come up with your own!

Task 4: Today, you are going to edit your instructions. Use a smiley, neutral or sad face to assess your writing, using the below chart.

| Success Criteria | Self Assessment |
|--|-----------------|
| I have used imperative verbs | |
| My instructions are clear | |
| I have broken up my instructions into individual steps | |
| I have numbered my individual steps | |

Grammar

Practise identifying different types of words by playing online grammar games.

Nouns and adjectives: <http://www.scootle.edu.au/ec/viewing/L6186/L6186/index.html>

Verbs and adverbs: <http://www.scootle.edu.au/ec/viewing/L6187/index.html>

Spelling

Task 1: Play 'Word Search', 'Bouncing Anagram' and 'Against the Clock', practising words ending in **-ary**. https://www.spellzone.com/word_lists/games-365.htm

Task 2: As well as practising your spelling lists, try these games:

<https://spellingframe.co.uk/>

<http://www.ictgames.com/mobilePage/spookySpellings/index.html>

Maths


Practise your fluency every day – do three per day of the 'Number Bonds' activities here:

<https://www.topmarks.co.uk/maths-games/hit-the-button>

Also practise 'Missing Numbers' (above link) daily

Practise your times tables every day - <https://www.topmarks.co.uk/maths-games/5-7-years/times-tables>

This week we are looking at money.



Ask your adult if they have any coins on them. If they do, ask your adult to show you them.

Task 1:

Play the following 'money' games – these are the same as last week, to ensure that we are really familiar with coins!

<https://www.topmarks.co.uk/money/toy-shop-money>

<https://www.topmarks.co.uk/money/coins-game>

<https://natwest.mymoneysense.com/students/students-5-8/coin-cruncher/>

Task 2, 3 and 4: Go on the White Rose Summer Term Week 3 (w/c 4th May)

<https://whiterosemaths.com/homelearning/year-3/>

Over the week, I want you to complete:

'Lesson 1 – Convert pounds and pence'

'Lesson 2 – Add Money'

'Lesson 3 – Subtract Money'

Each lesson has a short video to watch and then an activity. Try the activity. Write out your work on a piece of paper – you don't need to print the activity. The answers are also on the website so you can check your learning!


ICT

Practise your coding skills using this link: <https://code.org/dance>

Science

This week, we are learning about the fertilisation cycle.

Pollen produced by a **flower** is carried by insects or blown by the wind to another **flower**. This **process** is called pollination. When the pollen reaches another **flower**, it travels to the ovary where it fertilises the egg cells to make seeds. This **process** is called **fertilisation**.



Task 1: The following page explains how flowering plants reproduce. Can you watch the video and then complete the quiz?

<https://www.bbc.co.uk/bitesize/topics/zgssgk7/articles/zqbcxfr>

Task 2: Design a poster explaining the fertilisation cycle.

Task 3 (if you were able to do Task 3 the week before last): How are your plants getting on?
Make a note of whether they have grown and how they look!

Geography




The above is a map of Hampstead Heath. It is as though you are looking down on the heath from above – like a bird!

Following on from last week, now you are going to create a map of your street. Imagine you are a bird looking down. The below is an idea of what a map might look like! (I've done a little part of Fleet Road).

| | | | | | | | | | | |
|------------|-----------------|----------------|--|--|--|--|--|--|--|--|
| The Stag | Car Park | Rec Club | | | | | | | | |
| Fleet Road | | | | | | | | | | |
| Newsagent | Thai Restaurant | Furniture Shop | | | | | | | | |

Music

This week, we are going to learn 'Mary Had A Little Lamb'.



MARY HAD A LITTLE LAMB Folk Song

Left Hand Right Hand

Ma - ry had a lit - tle lamb,

Watch this first:

<https://www.youtube.com/watch?v=KpSBPFIGHXc&list=PLzPP1Evz0WkQkPXJMWk0c64KPBssoljyg&index=9>

Then this:

<https://www.youtube.com/watch?v=Z1XfslOWXzI&list=PLzPP1Evz0WkQkPXJMWk0c64KPBssoljyg&index=10>

Happy playing!

Art



The Challenge

Bling (decorate) your bike, bag or scooter, then send us a picture of how it looks. The theme is rainbows!

Task 1: Do the Sustrans Challenge – see school newsletter for details!

(<http://www.fleet.camden.sch.uk/Summer-News-19-20> - click on the '8th May' one!



Task 2: Learn to draw Tinkerbell (see 'Art Resource')

P.E.



Do 'P.E with Joe' each day - <https://www.youtube.com/user/thebodycoach1>

Learn a dance of your choice from one of these videos:

https://disneymagicmoments.co.uk/this-girl-can-videos?bypass_cache=7