

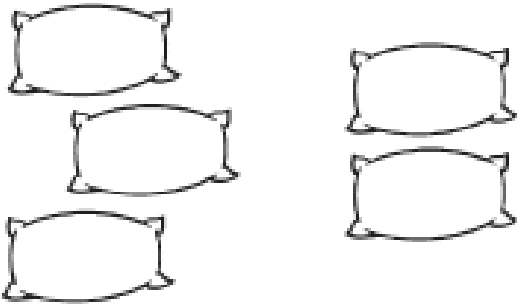
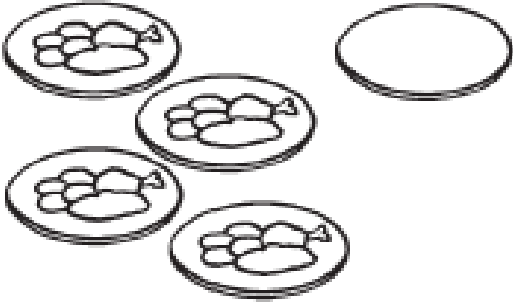




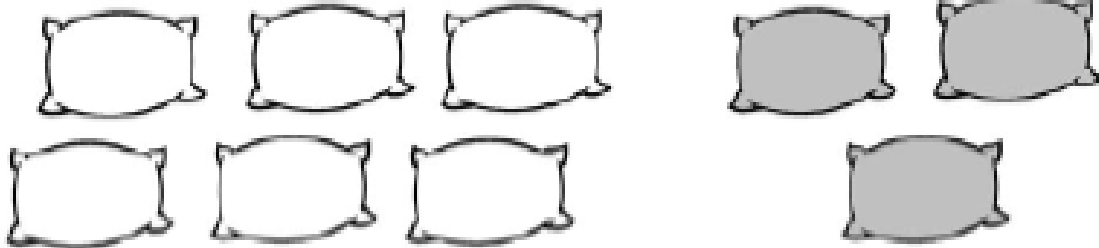


Everyone should complete the first page. If you find this straightforward then challenge yourself with one or more of the tasks that follow this first page. There is also a Chilli Challenge at the very end! Have fun!

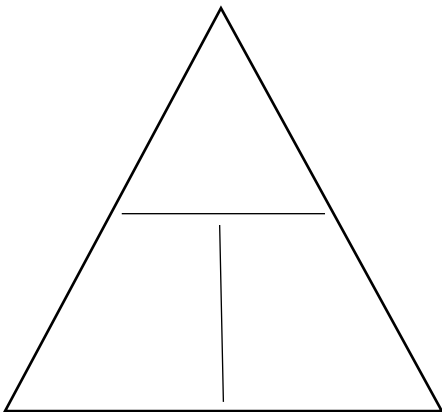
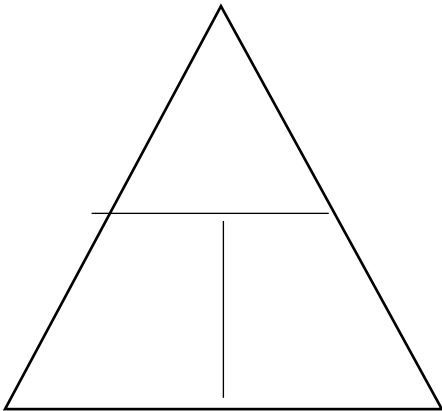
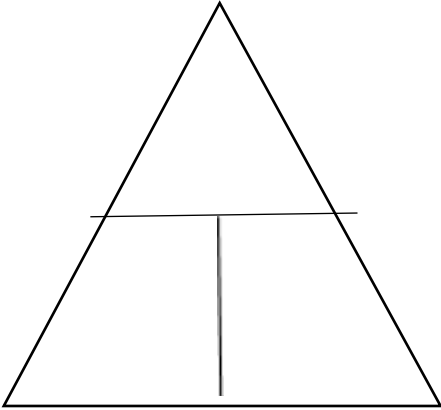
Write + or - in each .

 <p><math>3 \bigcirc 1 = 2</math></p>	 <p><math>2 \bigcirc 2 = 0</math></p>
 <p><math>3 \bigcirc 2 = 5</math></p>	 <p><math>5 \bigcirc 1 = 4</math></p>
 <p><math>4 \bigcirc 3 = 1</math></p>	 <p><math>1 \bigcirc 3 = 4</math></p>

Write two addition equations and two subtraction equations for each picture.


<div style="display: flex; justify-content: space-around;"> <div style="border: 1px solid gray; padding: 5px; display: inline-block;"> <input type="text"/> + <input type="text"/> = <input type="text"/> </div> <div style="border: 1px solid gray; padding: 5px; display: inline-block;"> <input type="text"/> - <input type="text"/> = <input type="text"/> </div> </div>
<div style="display: flex; justify-content: space-around;"> <div style="border: 1px solid gray; padding: 5px; display: inline-block;"> <input type="text"/> + <input type="text"/> = <input type="text"/> </div> <div style="border: 1px solid gray; padding: 5px; display: inline-block;"> <input type="text"/> - <input type="text"/> = <input type="text"/> </div> </div>

<div style="display: flex; justify-content: space-around;"> <div style="border: 1px solid gray; padding: 5px; display: inline-block;"> <input type="text"/> + <input type="text"/> = <input type="text"/> </div> <div style="border: 1px solid gray; padding: 5px; display: inline-block;"> <input type="text"/> - <input type="text"/> = <input type="text"/> </div> </div>
<div style="display: flex; justify-content: space-around;"> <div style="border: 1px solid gray; padding: 5px; display: inline-block;"> <input type="text"/> + <input type="text"/> = <input type="text"/> </div> <div style="border: 1px solid gray; padding: 5px; display: inline-block;"> <input type="text"/> - <input type="text"/> = <input type="text"/> </div> </div>

<div style="display: flex; justify-content: space-around;"> <div style="border: 1px solid gray; padding: 5px; display: inline-block;"> <input type="text"/> + <input type="text"/> = <input type="text"/> </div> <div style="border: 1px solid gray; padding: 5px; display: inline-block;"> <input type="text"/> - <input type="text"/> = <input type="text"/> </div> </div>
<div style="display: flex; justify-content: space-around;"> <div style="border: 1px solid gray; padding: 5px; display: inline-block;"> <input type="text"/> + <input type="text"/> = <input type="text"/> </div> <div style="border: 1px solid gray; padding: 5px; display: inline-block;"> <input type="text"/> - <input type="text"/> = <input type="text"/> </div> </div>

**Complete the Fact Family Triangles for each of the Fact Families on the previous page (p.2).**





Draw and write out your own images,  
equations and Fact Family Triangle.  
If you completed the Chilli Challenge  
yesterday, these images should be  
different from those!