

## **Year 1 Home Learning (23.11.20-27.11.20)**

Hello, Everyone! I hope you are all safe and well and ready for our two weeks of self-isolation learning! We in Team Y1 enjoy a challenge!

Below is a list of curriculum-related learning activities for your child/children to enjoy and complete over this week. If they would like further learning for the week (as I said, Team Y1 do enjoy a challenge!) then head on over to the Coronavirus Home Learning Year 1 page from last academic year for more ideas and activities (<https://www.fleet.camden.sch.uk/parents/coronavirus-updates-home-learning/coronavirus-home-learning-year-1>).

**Please share a sample of your child's/children's learning with me at the end of this week** so that I can provide feedback to support the children's learning for the following week. **Please send this learning to the Fleet admin email address: [admin@fleet.camden.sch.uk](mailto:admin@fleet.camden.sch.uk) with the subject line: FAO Ms Coulter/Y1** and Lisa will forward these on to me. **I will be calling you all on Tuesday 24<sup>th</sup> November to check in and answer any questions etc. Please bear with me as I have 29 families to call and there is only one of me!**

**I'm really looking forward to seeing all of Y1's wonderful learning!**  
**Take care and keep smiling!**



Firstly, don't forget to *Wake Up, Shake Up!* or *Clap it Out!* every morning!


*Wake Up, Shake Up!*

(<https://www.youtube.com/watch?list=RD7zySLpeEUcM&v=1gUbdNbu6ak>)

*Clap it Out!*


(<https://www.youtube.com/watch?v=psUPYR235O8&list=RDCKbZqIWUjjE&index=12>)

## English

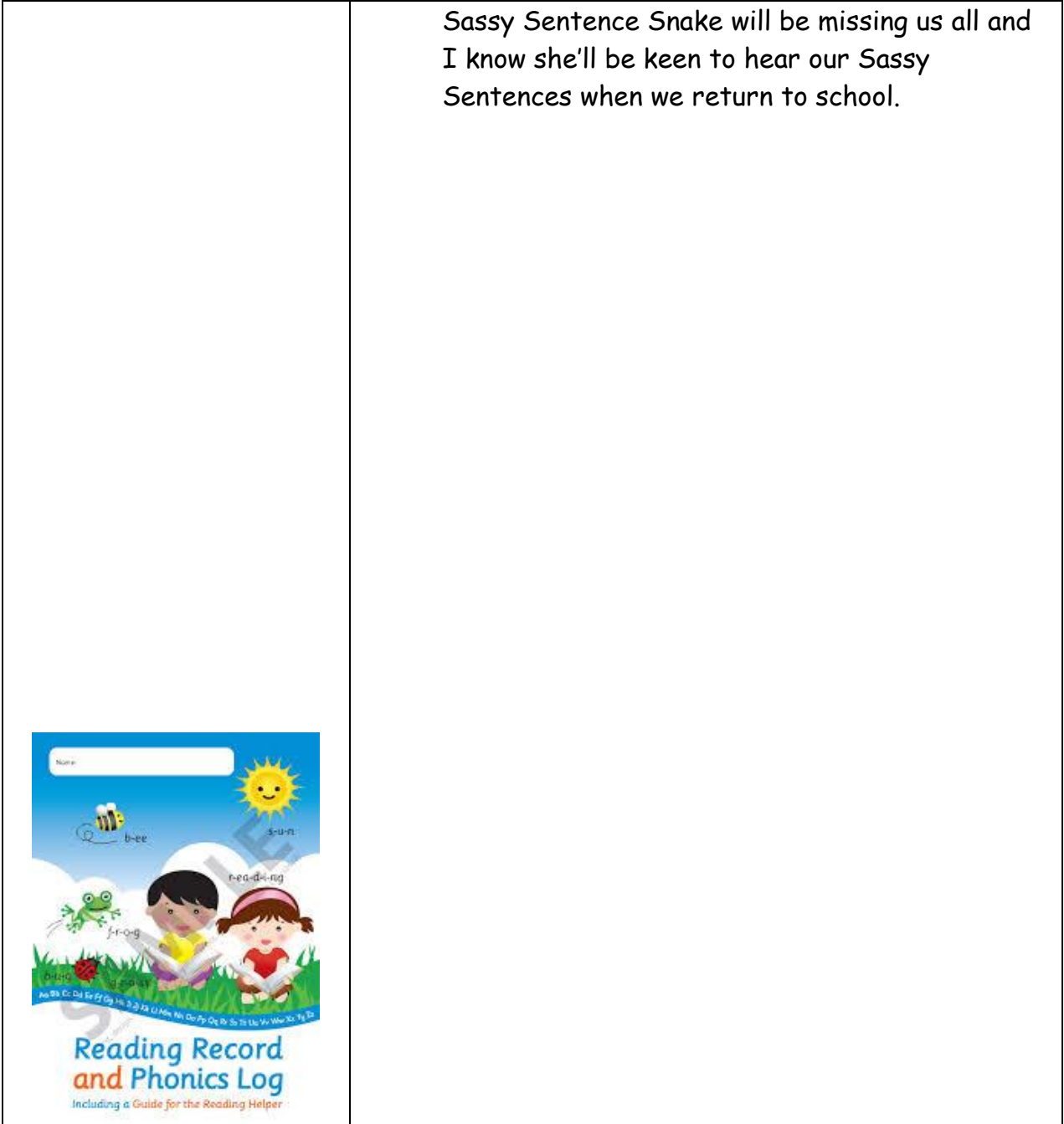


## Writing

1. **Write a postcard to Bob on the moon telling him about London.** Think about what you can see and hear and all the wonderful London landmarks! Add a drawing to go with your postcard and let's see if we can persuade Bob to come and visit us here in our fabulous capital city!
2. **Write a letter to one of your friends/classmates** to tell them what you have been doing at home. Also tell them which London landmark you would like to visit when we are allowed to go into the City again. We can share our letters with each other when we return to school.

	<p>Go to the <u><b>Phonics Mat Resource</b></u> and the <u><b>Alphabet Mat Resource</b></u> to support your writing.</p> <p><u><b>Spelling, Punctuation and Grammar (SPaG)</b></u></p> <ol style="list-style-type: none"> <li>1. Watch the Capital Letters video with our friend Jack Hartmann (join in too, if you like): <a href="https://www.youtube.com/watch?v=vo2xZskgdP4">https://www.youtube.com/watch?v=vo2xZskgdP4</a></li> <li>2. Go to the <u><b>English: SPaG Resource</b></u> to complete the challenges.</li> </ol>
<p><u><b>Phonics</b></u></p> 	<ol style="list-style-type: none"> <li>1. Practise your phonics with our friends the Alphablocks on YouTube: <a href="https://www.youtube.com/channel/UC_qs3c0ehDvZkbiEbOj6Drg">https://www.youtube.com/channel/UC_qs3c0ehDvZkbiEbOj6Drg</a></li> <li>2. Go to <b>Phonics Play</b> and choose a different game each day: choose Phase 2, Phase 3 or you can begin Phase 4, if you would like a challenge: <a href="https://www.phonicsplay.co.uk/">https://www.phonicsplay.co.uk/</a> (username: march20 password: home) If, for some reason, Phonics Play is down or suddenly becomes no longer free, you can use <b>Phonics Bloom</b> (similar games under slightly different names): <a href="https://www.phonicsbloom.com/">https://www.phonicsbloom.com/</a></li> <li>3. Remember to practise our Tricky Words on <u><b>Tricky Word Friday</b></u>. Go to <u><b>Tricky Word Trucks</b></u> on <b>Phonics Play</b> or <u><b>Tricky Trucks</b></u> on <b>Phonics Bloom</b>.</li> <li>4. Go the middle of your <u><b>Reading Record and Phonics Log</b></u> and <u>choose a different phoneme (or more than one!) each day to practise. Say the sound out loud and then write down as many words as you can that have that phoneme.</u> If you would like a challenge, say out loud and then write down a <u><b>Sassy Sentence</b></u> with that word.</li> </ol>

Sassy Sentence Snake will be missing us all and I know she'll be keen to hear our Sassy Sentences when we return to school.




## Reading



1. Keep reading **EVERY** day!
2. Look out for my reading videos on the school website so you can listen and think as we do together in class.

3. Choose one or more of the Remarkable Reading Activities below:



**\*Design and draw a new front cover** for your favourite book.

**\*Take your Guided Reading book from your Book Bag. Find and write down as many words in that book as you can with the following phonemes:**

**b/d/sh/or/igh/ure**

**\*Make your own bookmark.** What is your favourite story? Draw a picture of the main character and then write the title of the story underneath.

4. If/when you finish all the books in your Book Bag, you can choose lots of different types of books to read at **Oxford Owl**. I have signed up our class so we have our own special account. Go to: <https://www.oxfordowl.co.uk/> then click on the **My class login** button at the top of the page. Our login details: (username: TeamY1 password: Y1Reading2020). Choose your book and enjoy!

## Handwriting



1. Practise your letter formation by choosing different letters each day here on Busy Things with **Alphabet Tracing**:  
<https://www.busythings.co.uk/>
2. Go to the **Handwriting Resource (b and d)** to practise your **b and d** letter formation and words.



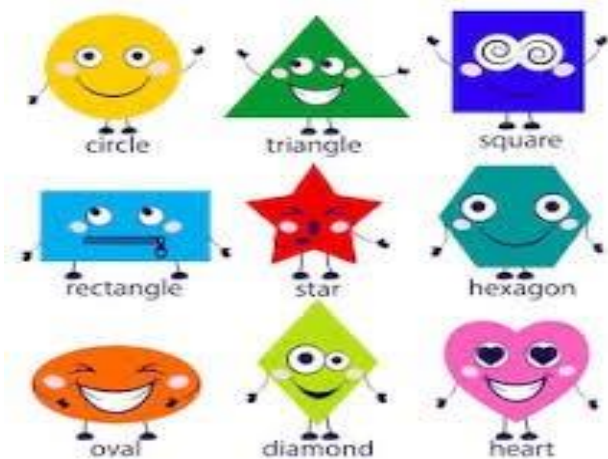
3. Go to the Handwriting Resource (CVC Words) to practise your consonants and vowels.
4. Go to the Handwriting Resource (CVC-CVCC-CCVC Words) for a challenge! If you would like a further challenge, put one or more of the words into a Sassy Sentence.

## Maths

1. Go to Mathletics to try out our Number and Geometry/Shape learning from this term so far (NB: Lisa will send out individual login details in due course if you don't already have these):  
<https://login.mathletics.com/>

2. Try out some Maths Art/Shape Making with this interactive Geoboard:  
<https://nrich.maths.org/virtualgeoboard>

Your challenge is to draw a square (all sides are equal), a circle and a rectangle (two long sides and two short sides). For a further challenge, try to make each shape in two different sizes: big and little. For your next challenge, make one (or more!) of the other shapes below.





3. Go to **Busy Things** and challenge yourself with the learning quizzes on 2D shapes that I have assigned for our class:

**2D Shapes: Name the shapes**

**2D Shapes: How many sides?**

**2D Shapes: How many corners?**

4. Go to **NRich** and use your Geometry/Shape learning to challenge yourself with **Tangrams**, making different sizes of squares out of different-sized triangles. Have fun!

<https://nrich.maths.org/1>

5. Work out and find the answers to the Number Sentences below using **Splat Hundred Square**:

<https://www.primarygames.co.uk/pg2/splat/splat100.html>

$$5 + 5 = \square$$

$$\square = 15 + 5$$

$$\square = 3 + 7$$

$$20 + 5 = \square$$

$$8 + 2 = \square$$

$$12 + 8 = \square$$

$$9 + 4 = \square$$

$$\square = 9 - 4$$

## **Science**



Go the **Science Resource** to for this week's challenge. Can you guess the animal from the clues? Have fun, Super Scientists!



Topic/Geography



Think about our Topic/Geography learning on the United Kingdom (UK). Watch our UK video and then try the activities that follow:

<https://www.bbc.co.uk/bitesize/topics/zyhp34j/article/es/z4v3jhu> Have fun, Amazing Adventurers!