



## Help! What do I do? How do I do it?

This week you are going to help Ms Coulter and your friends by **writing instructions for us all**. Look back to our learning on Ossiri when we wrote instructions and used our sequencing words (wc. 11.5.20). These will help us this week as will our Wonderful Writing Resources below.



### **Major Monday Challenge**

Today, you going to **write instructions for the rest of Y1 to tell them how to properly wash their hands**. It is so important at the moment (and always!) that we all wash our hands really well to stop germs from spreading. The comic strip template below is for you to **draw your pictures to go with each instruction** (eg: First, put soap on your hands). I'm sure you're all experts at handwashing by now but if you would like a reminder of what you should be doing then you can watch this video from our wonderful NHS: <https://www.youtube.com/watch?v=S9VjeIWLnEg> You can draw a picture for each step and write a sentence underneath to

describe it.

1.	2.

3.	4.





### **Toy Tuesday Challenge**

Today, you are going to **write instructions for making your own instrument or toy from recycling**. You will see that this is our DT Challenge for this week. If you haven't done this yet then do it now and come back to this English Challenge OR you can do another day's challenge and do this Toy Tuesday Challenge on that day instead! You might also like to think about the Science Challenges you have completed recently for Mrs. Mulji and name the **materials** you have used in your creation!

1.	2.

3.	4.




### Wild Wednesday Challenge

Today, you going to write instructions for the rest of Y1 to tell them how to make your favourite treat. What cake or cookie or treat do you love most and how can we all make it? It might help to take a look at some recipe books if there are any in your kitchen OR to look at some recipes online:

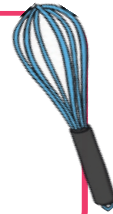
<https://www.bbcgoodfood.com/recipes/collection/kids-baking>

Recipe for:

Ingredients:




Equipment:



Description:

Instructions:





### **Terrific Thursday Challenge**

Today, you going to **write instructions for the rest of Y1 to tell them how to play your favourite game.** This might be a boardgame or a game you play outside or one you play online. Tell them what to do and how to do it. Your instruction temp

#### **What you will need:**

---

---

#### **What you do:**

---

---

---

---

---

---



### **Freedom Friday Challenge**

Today is **YOUR CHOICE!** You are going to **write instructions for the rest of Y1 to tell them how to do something that you are really good at!** You might be an expert at drawing or you might be a Ninja Master or be great at fixing things or baking or you might be a fantastic dancer! You need to instruct me and Y1 in how to do whatever it is and how to do it as well as you, if we can! I'm excited to read your instructions so I can learn some new things! You can choose how you are going to present these instructions and you can, as always, include drawings. Have fun!

# Wonderful Writing Resources

## Wow Words

 sparkly	 tasty	 scary	 grumpy	 bouncy
 precious	 colourful	 hot	 fast	 tiny
 bright	 massive	 jolly	 beautiful	 cute
	 ugly	 sharp		

## Writing Instructions

how to	before	until
you will need	put	once
equipment	add	twice
ingredients	turn	don't
first	make	always
next	attach	never
then	cook	must
when	cut	because
after	take	repeat




# Art Instructions



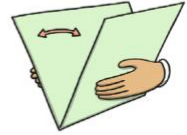
paint



draw



shade



fold



colour



mould



stick



cut



# Cooking word mat



oven

cooker



chop



whisk



sift



mix



stir

cook



grate



crumble



weigh



sprinkle



heat



slice



knead



pour



blend



microwave



cut



spoon



melt



hob





**SLIDE**



**FREEZE**



**SHRINK**



**STAMP**



**ROBOTIC**



**POUNCE**



**CRAWL**



**GROW**



**EXPLODE**



**FLOAT**



**SPIRAL**



**ROLL**