



Phonics

This week in Phonics our focus is the Sound Family **-er/-ur/-ir**. Our friends, Alphablocks, will explain **-ir**:









https://www.youtube.com/watch?v=BEAuZcRB_cM

A new friend, Nussy, will help to explain **Bossy R**, who changes the sounds of our vowels **e/i/u**. Watch, listen and see what Bossy R does to these vowels: <https://www.youtube.com/watch?v=INJGKrs8BGA>



Magical Monday Challenge: Awesome Alphabet

1. Try one or more of the **Alphabet Games** on **Busy Things**:

	Alphabet tracing Watch the letters being drawn and see if you can copy them. (Precursive only)	GAME 
	Alphabet song A song to help learn the names of letters.	GAME 
	Letter line up Practise letter names and alphabetical order.	GAME 
	Ordering - Letters of the alphabet Put the letters in alphabetical order. When you are finished, select 'Mark' to see if you are right.	INTERACTIVE WORKSHEET 

2. Add the **missing letter** from the alphabet to make a word that matches the picture.

a	b	c	d	e	f	g	h	i	j	k	l	m
n	o	p	q	r	s	t	u	v	w	x	y	z

b_rd



s_irt



b_rn



unde_



ladd_r



_ur|





Titanic Tuesday Challenge

Re-watch the Alphablocks video:

https://www.youtube.com/watch?v=BEAuZcRB_cM

Now take another look at our Nessy video all about Bossy R:

<https://www.youtube.com/watch?v=INJGKrs8BGA>

1. **Write** the correct word underneath each picture. Add the **Sound Buttons**.
2. Where there is only a word, add the **Sound Buttons** then **draw** a picture above to match the word.

-er






mother






-ur



Thursday








-ir









sir

Write your own **-ir** word below and draw a picture to match.

3. **Match** the picture with the correct **-er/-ur/-ir** word. Add the **Sound Buttons** for each word.

teacher



third



turn

dancer



Wild Wednesday Challenge

Your Sassy Sentence Missions are below. Good luck!



1. **Read this sentence out loud:**

There was a bird with a curl in her feathers.



2. **Underline the graphemes from our Sound Family** in the sentence above.



3. **Complete this Sassy Sentence** with the correct **-ir** word:

He loves to play in the

--	--	--	--



4. **Complete this Sassy Sentence** using the correct **-er** word:

I saw the kitten hiding _____ the table.



5. Choose **ONE -er** word and **ONE -ur** word and put them into a Sassy Sentence below:



_____.



Play **Picnic on Pluto** (or, as we know it, **Obb and Bob**) on Phonics Play: <https://www.phonicsplay.co.uk> Click on **Phase 5** and then click on the **-ir** words. When will Bob learn some manners, Y1?! I hope you continue to excuse him when he burps? I do because we have to keep trying to teach him!



Play **Tic-Tac-Toe** with your adult or brother or sister using our **-er/-ur/-ir** words. Remember, you **each choose a different word** and take turns to write that word in one of the spaces. Remember, you must spell your word correctly or you lose your turn! The person to get **three in a row is the winner!**





Titanic Thursday Challenge

1. Underline the **graphemes** from our Sound Family this week in Ms Coulter's Silly Sentences.



The furry turnip loves to sing.



Her whipsur was louder than a shout!



His shirt is full of magical dirt!



The girl was thirsty and so was her skirt!

2. Now, **write** your own Silly Sentence below using a **-ur** word. Your challenge is to be even sillier than me!

Draw a picture below to go with your Silly Sentence.



Fabulous Friday Challenge

1. Play Tricky Word Trucks (Phase 5a):

<https://www.phonicsplay.co.uk/>



2. Choose **TWO** Tricky Words and put them each into a **Sassy Sentence**:



3. Go to **Phonics Resource: Phonics Snakes and Ladders** to play our new game! The instructions are with the game. Have fun!

Try not to get



dizzy



going up and down!

