







# Learning from Home (Y1) (wc 30.3.20)




## ENGLISH

I wanted to share with you a great poem by one of my favourite writers, Jackie Kay. Enjoy!





1. Close your eyes and listen to the poem. You can listen to it more than once: <https://vimeo.com/162509410>
2. What do you like about the poem and why? Write three sentences (or more!). Start your sentences: I like... (eg: I like that words are repeated.)
3. Now use because to explain one (or more!) of your likes: (eg: I like that words are repeated because of the great sound it makes.)

 What colour is it?	
 What does it look like?	
 What does it feel like?	
 What does it sound like?	

4. Choose one of RAIN, SNOW or MUD. Think about what words you would use to describe your choice and write them below.
5. I tried writing a poem like Jackie Kay's poem. What do you think? 

### 'Rain'

The rain is blue  
 As blue as the beautiful ocean  
 The rain looks like a mirror  
 A magical mirror from a fairytale  
 The rain feels warm  
 As warm as a soft, colourful blanket  
 The rain sounds like a piano  
 Tinkle, tinkle, tinkle


	I like _____
	I dislike _____
	I would <b>take away</b> _____
	I would <b>add</b> _____



How would you edit my poem? Complete each sentence above in the table beside my poem. Please be kind because I really did try my best!




# Learning from Home (Y1) (wc 30.3.20)




6. Now it's your turn! **Write a poem** like Jackie Kay's about **RAIN, SNOW** or **MUD** (think about the Winter poems we read and wrote in class. Think about what we already know about the seasons and weather from Science, Geography and Topic and what we know about different colours from Art.)

You can use the **template** below if it helps. Happy writing!


TITLE: \_\_\_\_\_

The \_\_\_\_\_ was \_\_\_\_\_ 


As \_\_\_\_\_ as \_\_\_\_\_

The \_\_\_\_\_ looked like \_\_\_\_\_ 

A \_\_\_\_\_

The \_\_\_\_\_ felt like \_\_\_\_\_ 

As \_\_\_\_\_ as a \_\_\_\_\_

The \_\_\_\_\_ sounded like \_\_\_\_\_ 

\_\_\_\_\_



7. If you have time, **perform** your poem for an audience. Think about the **sounds** or **movements** you can make as you use the words. I'd love to see a video of you performing your poem if your adult can send me one.



## **PE/Yoga**

Don't forget to keep active while you're at home. Try **PE with Joe:**

<https://www.youtube.com/playlist?list=PLyCLOpd4VxBvQafyve889qVcPxYEjdST>





# Learning from Home (Y1) (wc 30.3.20)



You might also like to try some Cosmic Kids Yoga, so you can chill out after all your learning: <https://www.youtube.com/cosmickidsyoga>



## SCIENCE



1. Invent your own plant. Draw, name and label your plant. Remember from our Science lessons that a plant needs to have **roots**, **a stem**, **leaves** and **a flower**. Can you remember why the flowers are often so colourful? Watch this video:



[https://youtu.be/bLhTgTwbYMI?list=PLcvEcrcsF\\_9zL1enZ2h4kF396AtH90d9F](https://youtu.be/bLhTgTwbYMI?list=PLcvEcrcsF_9zL1enZ2h4kF396AtH90d9F)

2. Can you **eat** your new plant? If so, what will it **taste** like?

**Complete the sentence:** My plant will taste \_\_\_\_\_.



3. What does your plant **look** like in the **different seasons**? **Draw** what your plant looks like in one (or more or all!) of the seasons.

## History and STEAM (Science, Technology, Engineering, Art and Maths)

Before Beatrix Potter, there was a German woman called **Maria Merian**, who was famous for her **scientific drawings**. She looked very closely at plants and insects and drew them in lots of detail. Watch to discover more about this amazing woman:



[https://www.youtube.com/watch?v=HObBdRBuV\\_0](https://www.youtube.com/watch?v=HObBdRBuV_0)

1. Write **TWO** questions that you would ask Maria about her **life** and her **drawings**. Don't forget the question marks!

Two speech bubble shapes for writing questions. The left bubble contains three horizontal lines for text. The right bubble is empty.



## Learning from Home (Y1) (wc 30.3.20)



2. Watch and listen carefully to the video again. Now, write down **TWO** of your favourite facts about Maria Merian.



### Marvellous Maria Merian Facts!

Fantastic Fact One:



Fantastic Fact Two: \_\_\_\_\_

3. Complete one (or more!) of these jigsaw puzzles of Maria's drawings:


<https://www.dltk-kids.com/puzzles/jigsaw/ver20/canvas.asp?20130802>

<https://www.dltk-kids.com/puzzles/jigsaw/ver20/canvas.asp?20130812>

<https://www.dltk-kids.com/puzzles/jigsaw/ver20/canvas.asp?20140402>

4. Look at some of Maria's drawings online here:

<http://www.sciencestories.io/Q62530#3>

Think about what you like about these drawings. Think about the **colours** and how they make you **feel**  Write down some Awesome Adjectives that come to your mind as you look at Maria's drawings.





## Learning from Home (Y1) (wc 30.3.20)



5. Choose a plant (from your house/flat or garden, or you can find one online) and look very closely at it. Draw the plant in as much detail as possible.

### MUSIC

1. I have been thinking about all our learning on bees and wanted to share this famous piece of music, *Flight of the Bumble Bee*:

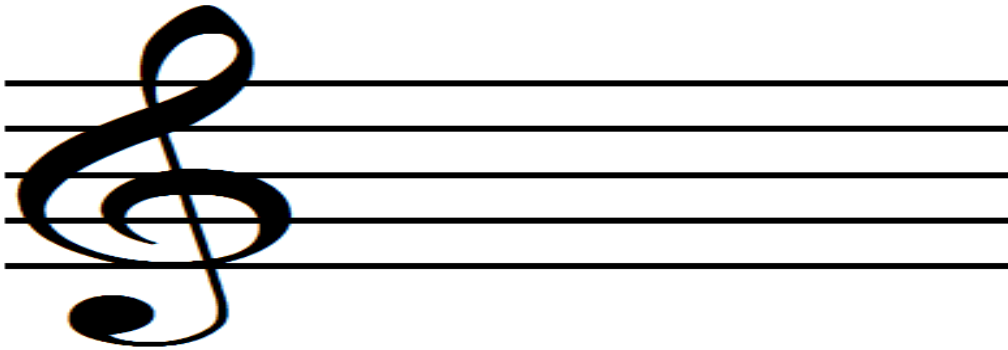
<https://www.youtube.com/watch?v=X14kC-sEH0I>



# Learning from Home (Y1) (wc 30.3.20)



**Write** on the lines below some words would to **describe** this music:



2. Create some different wild **rhythms** on Music Lab:

<https://musiclab.chromeexperiments.com/Rhythm/>

3. If you are performing your poem for our English activity, create **a rhythm to go with your poem**. Be creative!



## **READING**

1. I would love to **hear you reading!** Choose your favourite story and make a video of you reading some or all of it. Ask your grown-up to send me your video via email. I'm excited to hear you all reading - I have missed your lovely voices!



2. We are going to be **Reading Detectives!** Choose one of the books in your Book Bag. As you read it, **write down all the words** you can find in that book that **have the following sounds:**



-qu (as in queen)

-oo (as in oon)

-oi (as in oin)

-igh (as in ight)

-i-e (our split

digraph as in time)



3. Ask your adult to login to this **FREE**



**reading website:**






# Learning from Home (Y1) (wc 30.3.20)



[https://collins.co.uk/pages/big-cat-ebooks?utm\\_source=SilverpopMailing&utm\\_medium=email&utm\\_campaign=20200319\\_COL\\_Primary\\_SLFH%20\(1\)&utm\\_content=](https://collins.co.uk/pages/big-cat-ebooks?utm_source=SilverpopMailing&utm_medium=email&utm_campaign=20200319_COL_Primary_SLFH%20(1)&utm_content=)

- **Choose the colour** of book to read.
- **Read** that book.
- Complete an **activity** for that book.



## PHONICS

Complete the challenges below, Phonics Funsters!



### Challenge 1

Help! I have forgotten some of the letters from the alphabet! Please help me and write in the **missing letters**. Thank you!




A	B	C	E	F	I
	J	L	M	P	Q
S	T	V	W	X	Z

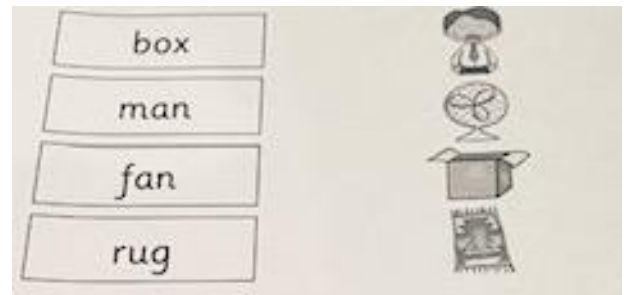
### Challenge 2

- **Look** at each letter
- **Say** the sound
- Draw a line from  each letter to a picture of  something that **begins** with that letter.



### Challenge 3

- **Look** at each word
- **Segment** then  **blend** the word
- Add the **Sound Buttons** (. . \_)
- Draw a line from each word to the picture that **matches** that word.









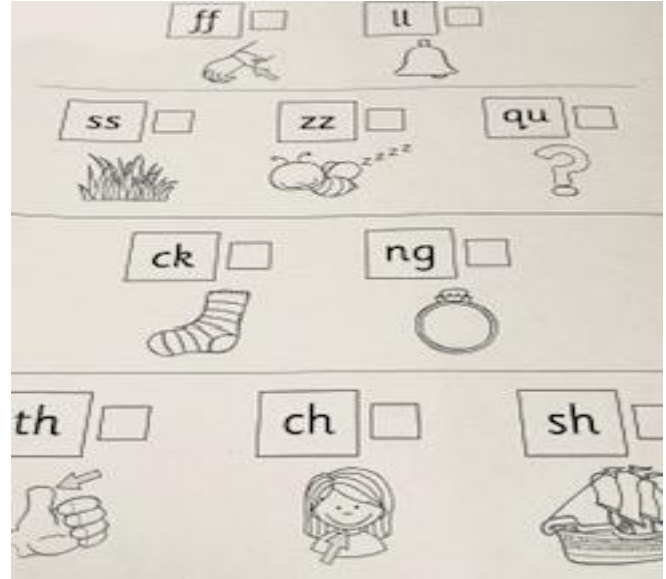


# Learning from Home (Y1) (wc 30.3.20)



## Challenge 4

- Look at each sound
- Say the sound
- Segment then blend the word shown in the picture  underneath that sound.
- Tick the box by that sound 
- Write  the word beside the picture
- Add the Sound Buttons (. . .)
- Choose  one word and put it into a Sassy Sentence



## Challenge 5

Choose and play one of our Phonics Games online:

<https://www.phonicsplay.co.uk/>

## Challenge 6

Choose one of our High Frequency Words (HFWs) below. Now, write it as many times as you can in as many different styles you can (you might use Tall Letters or small letters or colourful letters or fancy letters)





# Learning from Home (Y1) (wc 30.3.20)



## 100 High Frequency Words

a	children	her	look	on	there
about	come	here	looked	one	they
all	could	him	made	out	this
an	dad	his	make	people	time
and	day	house	me	put	to
are	do	I	Mr	said	too
as	don't	I'm	Mrs	saw	up
asked	down	if	mum	see	very
at	for	in	my	she	was
back	from	into	no	some	we
be	get	is	not	so	went
big	go	it	now	same	were
but	got	it's	of	that	what
by	had	just	off	the	when
called	have	like	oh	their	will
came	he	little	old	them	with
can	help			then	you

twinkl [www.twinkl.co.uk](http://www.twinkl.co.uk)

## MATHS

1. Go to **Busy Things** online: <https://www.busythings.co.uk/lgfl-remote-teaching> (ask your adult for your **LGFL USO login**)
2. Revise our **Measurement** learning and challenge yourself with the games and quiz I have **assigned**. If they don't pop up for you then here are the names for you to find them on the Maths-Measurement page for yourself.




# Learning from Home (Y1) (wc 30.3.20)



- Ordering: Months of the year
- Ordering: Days of the week
- Ordering: Seasons
- Ordering: How big is that animal?
- Ordering: How heavy are these objects?
- Measurement Quiz

3. Write the time underneath each clock below:



\_\_\_\_\_ o'clock



\_\_\_\_\_



\_\_\_\_\_


4. Draw the correct hands to show the correct time on the clocks below:



4 o'clock



Half past 4



Half past 12

5. Revise addition and subtraction with Miner Birds. You choose the challenge level! Happy mining!

6. Choose one (or more!) of the following Number Challenges on Mathletics: <https://student.mathletics.com/primary/#/launch>



- Number and Place Value
- Number: Addition and Subtraction

Lego Challenge





# Learning from Home (Y1) (wc 30.3.20)



## 30 Day LEGO Challenge

Follow the instructions for each day. The only rule is to have fun and use your imagination!

Day 5		Day 6	Day 7	Day 8	Day 9	Day 10	Day 11
You enter a contest to build the world's tallest tower. Will you win?		You are stuck on Mars and need to build a new ship to get home.	Ford hires you to create the toughest pick up truck in the world.	You and 4 friends are stranded on an island. Build a boat to find a way home.	Captain Hook needs a new pirate ship and wants you to build it.	You and your friends decide to build a tree house.	Prince Charming hires you to build a castle for him & Cinderella.
Day 12	Day 13	Day 14	Day 15	Day 16	Day 17	Day 18	
Dr. Who hires you to build a new TARDIS.	You are asked by the President to build a new monument to George Washington.	Mr. Hilton hires you to build a new hotel.	There is a circus in town. Build a place for the performance.	Help your fellow pioneers build a wagon to make it across the country.	Build the fastest car around and join the big car race.	Do you wanna build a snowman? Get in the winter mood and build a snow scene.	
Day 19	Day 20	Day 21	Day 22	Day 23	Day 24	Day 25	
The city wants you to build a bridge to connect one side of the town to the other.	Pizza party! It is up to you to make a pizza for all the guests.	You are hired to build a brand new hospital.	The fence is broke and the dog keeps escaping. Build one he can't get out of.	You are now in medieval times. You are commissioned to build a jousting arena.	The local bank keeps getting robbed. Build a safe no one can crack.	Design and build your dream bedroom.	
Day 26	Day 27	Day 28	Day 29	Day 30			What was your favorite day?
You are elected ruler. Build a flag for your land.	Aliens are invading and you need to build a war robot to defeat them.	The aliens have taken over. They are impressed by your robot. They want you build one for them.	You are hired to build a house entirely out of yellow Legos.	There is blizzard. You will need to build a snowmobile			

If you don't have Lego at home, you could create **another type of challenge** (eg: 30 Day Football Challenge or 30 Day Maths Challenge or 30 Day Kindness Challenge). I would **love to see your Challenge Board** so if you make one send it on to me.

### Other Useful Websites:

<https://www.youtube.com/watch?v=1gUbdNbu6ak> (Wake Up Shake Up)

<http://www.robbiddulph.com/draw-with-rob> (Art)

<https://www.literacyshed.com/home.html> (English)

<https://www.youtube.com/MichaelRosenOfficial> (English)