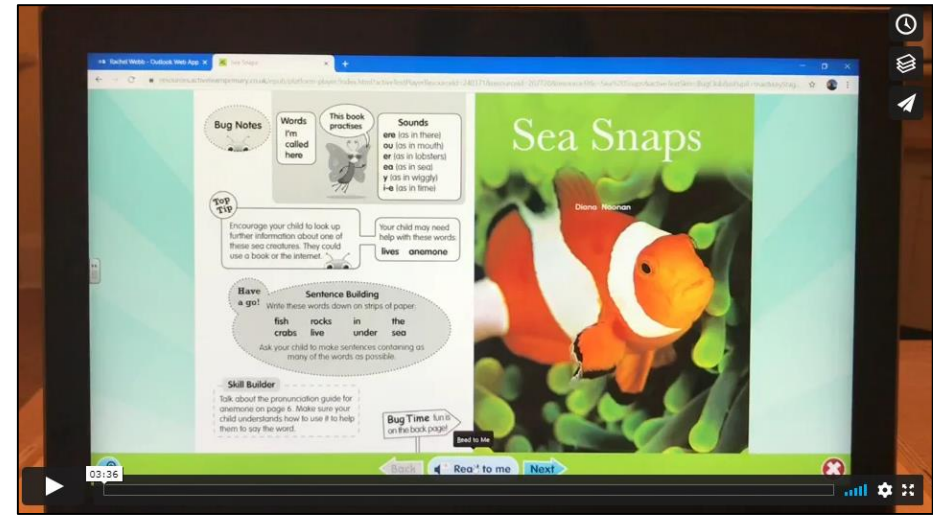




Watch this video so you
know how to log in to
Bug Club and start
reading.



<https://vimeo.com/499269021>



Well done Lenny, Jake
Sidoli, Mia and Yacub!
You read the most books
last week.

<u>List One</u> the are and was you they she but that for	<u>List two</u> from there were said today my by come some ask	<u>List three</u> friend little down look just when make your about off	<u>List four</u> what could very any have like made with day I'm	<u>List five</u> find children both every after even want many should people	<u>List six</u> class grass great told cold sure would who behind because
<u>List seven</u> everyone busy here hear sun son quite quiet night knight	<u>List eight</u> can't didn't hasn't couldn't world word watch usual other nothing	<u>List nine</u> walk talk brother mother station beautiful whole plant father everybody	<u>List ten</u> treasure shiny reply animal pencil metal capital travel try fly	<u>List eleven</u> middle write wrote knock knee city magic change village bridge	<u>List twelve</u> edge charge giant energy city written tunnel tries cried happily

English - Monday 25th January

Watch this video before you start

<https://vimeo.com/503458614>

Poetry Toolbox



metaphor

Tell the reader that something is something else.



simile

Tell the reader that something is 'like' or 'as' something else.



alliteration

Start some words in a line using the same sound or letter.

repetition

Repeat a word or phrase.



imagery

Give them help to form a picture in their mind.



personification

Give human qualities to something that isn't human.

rhyme

Use words with similar sounding final syllables.



onomatopoeia

Use words that mimic the sound of the noun or verb they describe.




What Is Alliteration?



Alliteration is when two or more words that are close together, begin with the same letter or sound.

For example:

super Sam



terrific Tia



Can you use alliteration to finish the sentence?

Hattie is a _____



Alliteration



Alliteration can be used in lots of different ways.

These phrases use alliteration to describe.

beautiful Bella



strong Syd



helpful Harry



Can You Use Alliteration?

Think about the names of people in your class.

Can you create some alliterative phrases to positively describe yourself and your friends?



Use the words below to describe things beginning with b.



The b_____ b_____ butterfly



The b_____ b_____ branches



The b_____ b_____ balloons




The b_____ b_____ bee

big, bright, bold, brave, bouncy, bumpy, beautiful, buzzing, broad
blue, black, brown


Read these alliteration sentences and then try to write some of your own.




Squawking seagulls swoop on sunbathers.



Sam sees six slimy, smooth, slithering snakes.





English - Tuesday 26th January

Watch this video before you start

<https://vimeo.com/503458672>

Poetry Toolbox



metaphor

Tell the reader that something is something else.



simile

Tell the reader that something is 'like' or 'as' something else.



alliteration

Start some words in a line using the same sound or letter.

repetition

Repeat a word or phrase.



imagery

Give them help to form a picture in their mind.



personification

Give human qualities to something that isn't human.

rhyme

Use words with similar sounding final syllables.



onomatopoeia

Use words that mimic the sound of the noun or verb they describe.



Sledging

Numb hands, frozen feet,
Shivery trudge to the top,
Giggling, sliding down!

Cosy

Icy breath, red nose,
Snow falling with freezing winds,
Crumpets by the fire.

Hedgehog Hibernation

Curled up, eyes closed tight,
Prickly, sniffy, snuffle snores,
Snoozing until spring.

Icicles

Drips frozen in time,
Framing the silver garden,
Like icy daggers.

Read/listen to the poems



Underline anything you might hear in this colour ☐



Underline anything you might see in this colour ☐



Underline anything you might feel in this colour ☐



Underline anything you might taste in this colour ☐



Underline anything you might smell in this colour ☐



Answer these questions about the poems

1. In the poem **Sledging** find and copy a word that means 'walks slowly'. _____
2. What do you think they are sliding down?

3. Why do you think they are 'giggling'?

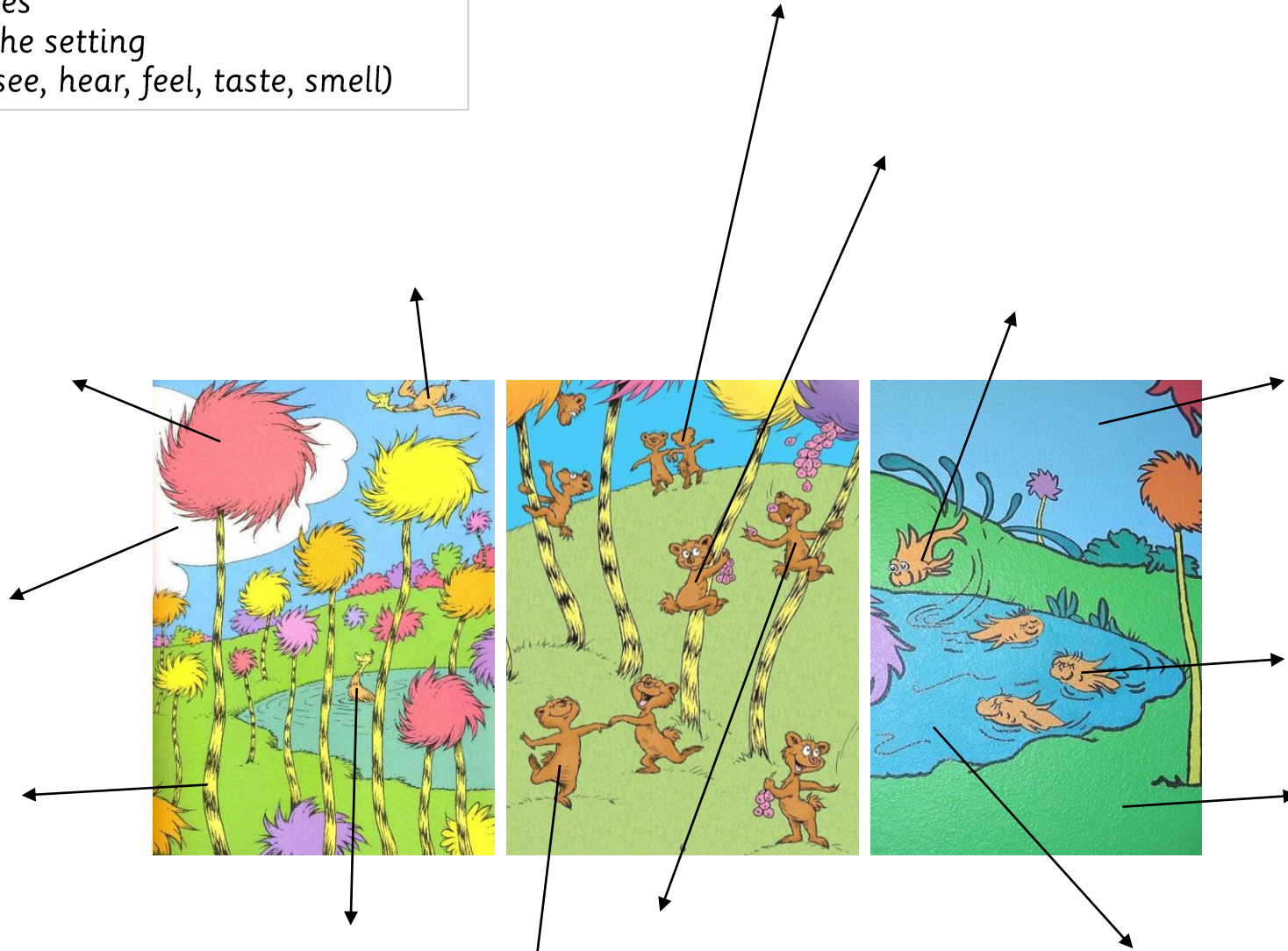
4. In the poem **Cosy**, find 3 adjectives. _____

5. In the poem **Hedgehog Hibernation** find and copy a word that means 'asleep'. _____
6. Fill in the missing word. The hedgehog will wake up in the _____ time.
7. Why did the poet describe the icicles as 'like daggers'? _____
8. Which is your favourite poem?

Using Imagery to help form a picture.

I need to:

- Look carefully at the pictures
- Use adjectives to describe the setting
- Describe all of the senses (see, hear, feel, taste, smell)



There is a clear, blue sky.

There's a happy, bouncy bear.

English - Wednesday 27th January

Watch this video before you start

<https://vimeo.com/503458762>

Poetry Toolbox



metaphor

Tell the reader that something is something else.



simile

Tell the reader that something is 'like' or 'as' something else.



alliteration

Start some words in a line using the same sound or letter.

repetition

Repeat a word or phrase.



imagery

Give them help to form a picture in their mind.



personification

Give human qualities to something that isn't human.

rhyme

Use words with similar sounding final syllables.



onomatopoeia

Use words that mimic the sound of the noun or verb they describe.

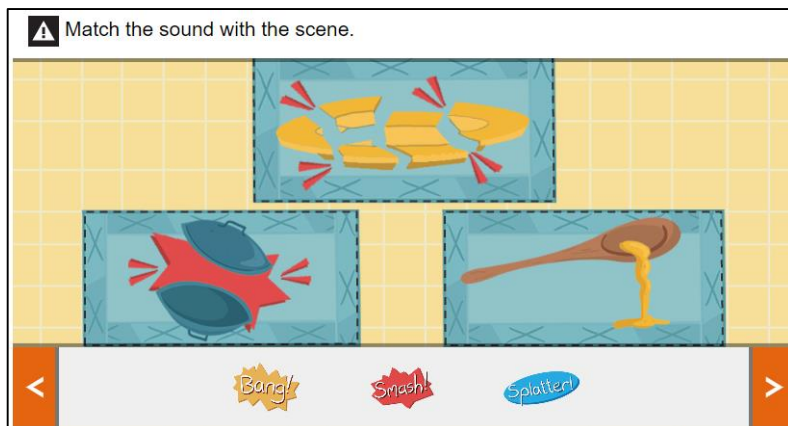
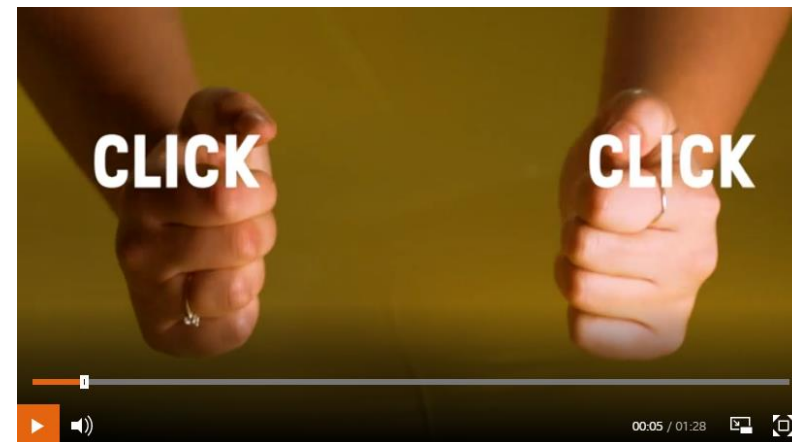


Look at these pages on the BBC. Watch the video and do the task.


<https://www.bbc.co.uk/bitesize/topics/z4mmn39/articles/z8t3g82>



<https://www.bbc.co.uk/bitesize/topics/z4jf6g8/articles/zjdgrj6>



Use onomatopoeia to describe each of these pictures. You can use the words at the bottom to help you.



crunch, splash, pop, crash, bang, drip, ring, meow, vroom, ding dong, quack, smash, whoosh, crack, buzz, woof

Have a go at drawing some onomatopoeia words.

Can you make the word look like the sound it is describing?

whoosh!

SPLAT

SPLASH!

Sparkle

CRACK

BANG!

English - Thursday 28th January

Watch this video before you start

<https://vimeo.com/503458799>

Poetry Toolbox



metaphor

Tell the reader that something is something else.



simile

Tell the reader that something is 'like' or 'as' something else.



alliteration

Start some words in a line using the same sound or letter.

repetition

Repeat a word or phrase.



imagery

Give them help to form a picture in their mind.



personification

Give human qualities to something that isn't human.

rhyme

Use words with similar sounding final syllables.




onomatopoeia

Use words that mimic the sound of the noun or verb they describe.

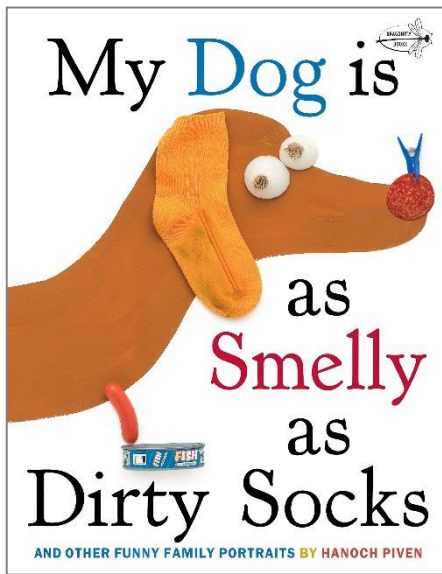


Similes use **like** or **as** to compare things.



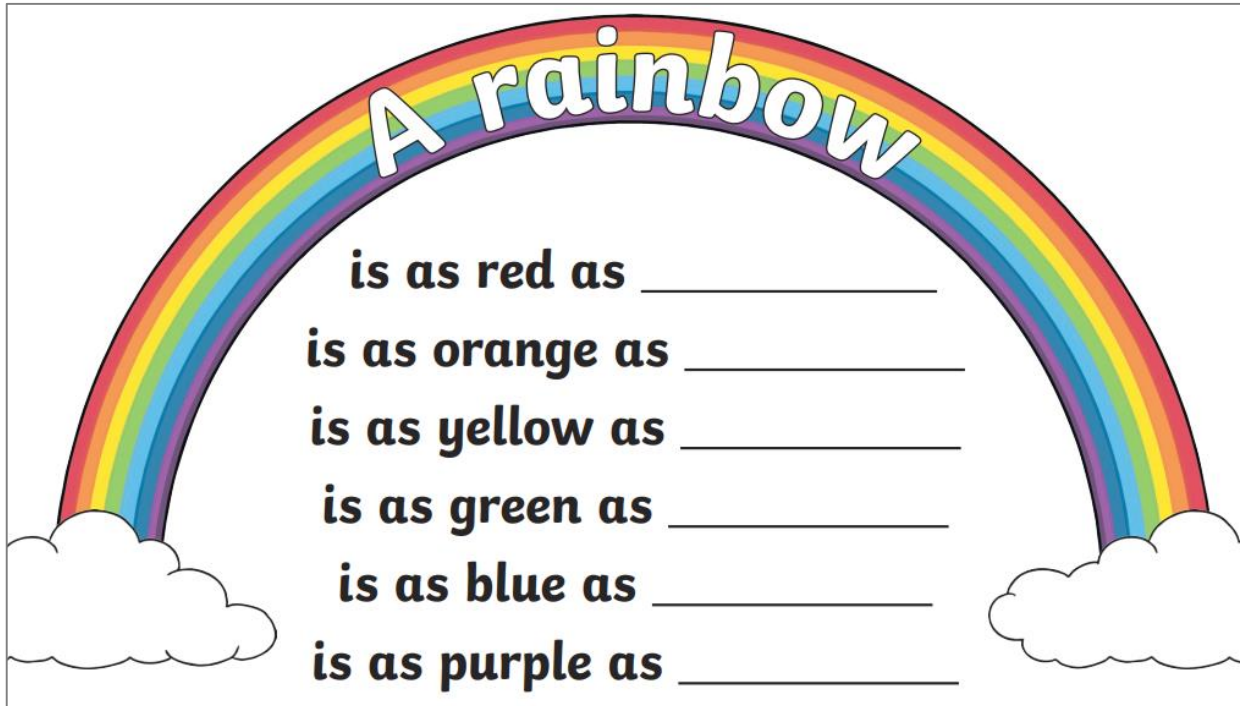
Put a circle around the correct word.

1. The boy ran as quick as a slug/fox.
2. The coins shone as brightly as the sun/watch.
3. Jessie swam as smoothly as a sheep/fish.
4. The giant laughed as loud as whispers/thunder.
5. The bells tinkled like giants/fairies laughing.
6. The man was as tall as a cat/house.
7. The baby was as quiet as a mouse/dog.
8. The boy on the skateboard whizzed by like a rocket/snail.



Listen to this story,
My Dog is as Smelly as Dirty Socks
It is full of similes.

https://www.youtube.com/watch?v=e1mn72Rk_j0



I am as...

Quick as _____

Slow as _____

Small as _____

Large as _____

Hot as _____

Weak as _____

Strong as _____

Loud as _____

Quiet as _____

Using similes to describe a picture.

I need to:

- Use similes to describe the picture
- Use **like** or **as**
- Use these to help you;

...as tall as....

...as soft as.....

...as fluffy as...

...as blue as....

...as bouncy as...

...as noisy as...

...as cheeky as...

...as playful as...

The swan floated through the sky like a butterfly.



English - Friday 29th January

<https://vimeo.com/503458842> ← Watch this video before you start

<https://www.bbc.co.uk/bitesize/topics/zjhhvcw/articles/zqjgrdm> ← Watch the video and do the tasks

Poetry Toolbox



metaphor

Tell the reader that something is something else.



simile

Tell the reader that something is 'like' or 'as' something else.



alliteration

Start some words in a line using the same sound or letter.

repetition

Repeat a word or phrase.



imagery

Give them help to form a picture in their mind.



personification

Give human qualities to something that isn't human.

rhyme

Use words with similar sounding final syllables.




onomatopoeia

Use words that mimic the sound of the noun or verb they describe.



Tiger has fur with stripes that are black,
With sharp, pointy claws; orange fur on his _____.
His teeth are all jagged, he loves to eat meat,
With a long, stripey tail and pads on his _____.



back

pack

snack

feet

meet

seat

Monkey is funny, he swings from a tree,
His tail helps him balance, he's gentle as can _____.
With a long curly tail and fur on his back,
He eats bananas and nuts for a quick, healthy _____.



be

see


knee

snack

black

pack

Elephant is large and she stomps her great feet.
Her size makes her scary to those she may _____.
With a trunk for a nose and big, floppy ears,
She's actually kind and nothing to _____.



meet

feet

seat

fear

near

hear

I do not bite and I do not sting.
I have many colours on each bright _____.

Between the flowers I flutter and fly,
Lifting my wings up to the _____.




I look like a tadpole when I am small.
When my legs grow long, I begin to _____.

My damp, wet skin is slippery and black.
I sneak up on my prey and then I _____!

With no arms and legs, I slither and slide.
In the grass and leaves, I easily _____.

I eat little creatures like mice and frogs.
I move around slowly, between leaves and _____.



Try to find 3 rhyming words for each picture.

cat



1. _____

2. _____

3. _____

dog



1. _____

2. _____

3. _____

bell



1. _____

2. _____

3. _____

hair



1. _____

2. _____

3. _____

ring




1. _____

2. _____

3. _____

wall



1. _____

2. _____

3. _____

dig



1. _____

2. _____

3. _____

tree



1. _____

2. _____

3. _____

man



1. _____

2. _____

3. _____

bed



1. _____

2. _____

3. _____

snake




1. _____

2. _____

3. _____

meat

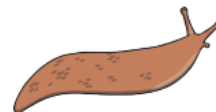


1. _____

2. _____

3. _____

slug



1. _____

2. _____

3. _____

hat



1. _____

2. _____

3. _____

star



1. _____

2. _____

3. _____

stag



1. _____

2. _____

3. _____

Remember to take pictures of your
learning and email them to

admin@fleet.camden.sch.uk