

English - Monday 18th January

UNTIL ONE DAY...

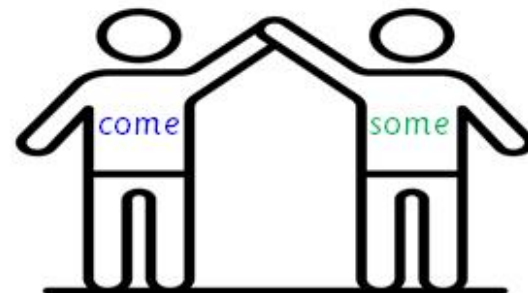
<https://www.youtube.com/watch?v=ZBGSDUtAmWY>

Watch this video on YouTube.
Pause the video so that you have time to read the words.

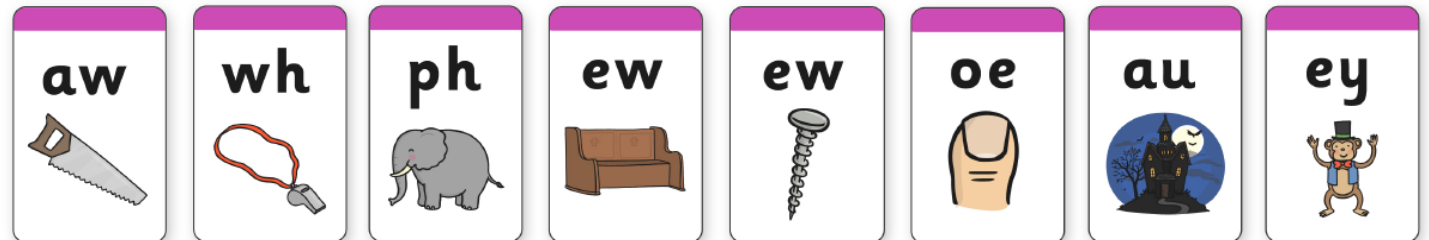
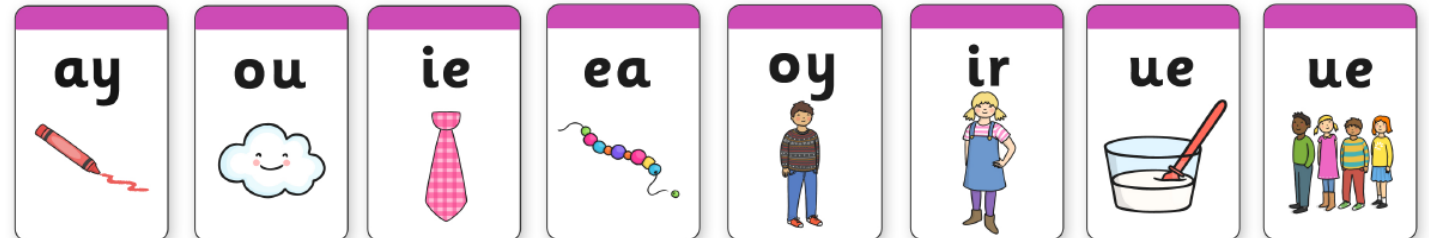

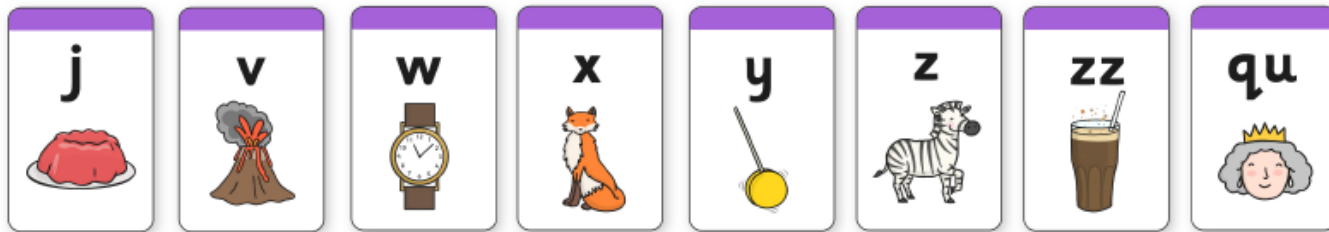
A screenshot of a video player interface. At the top, it says "English - Monday 18th January". Below that is a video player showing the text "UNTIL ONE DAY...". Under the video player is a URL: <https://www.youtube.com/watch?v=ZBGSDUtAmWY>. Below the URL, it says "Watch this video on YouTube. Pause the video so that you have time to read the words." At the bottom is a video player control bar with a play button, a progress bar showing 00:09, and various icons for volume, settings, and full screen.

<https://vimeo.com/500910002>

I

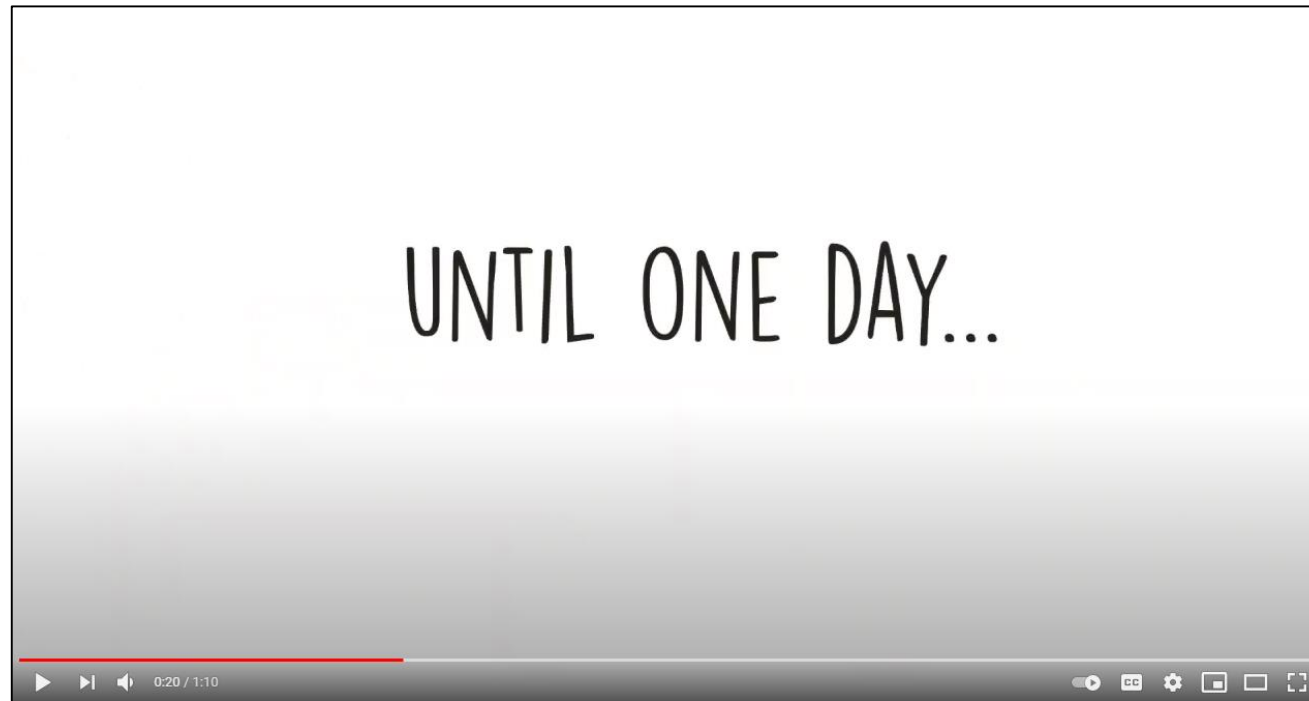


a	children	her	look	on	there
about	come	here	looked	one	they
all	could	him	made	out	this
an	dad	his	make	people	time
and	day	house	me	put	to
are	do	I	Mr	said	too
as	don't	I'm	Mrs	saw	up
asked	down	if	mum	see	very
at	for	in	my	she	was
back	from	into	no	some	we
be	get	is	not	so	went
big	go	it	now	same	were
but	got	it's	of	that	what
by	had	just	off	the	when
called	have	like	oh	their	will
came	he	little	old	them	with
can	help			then	you





English - Monday 18th January



<https://www.youtube.com/watch?v=ZBGSDUtAmWY>

Watch this video on YouTube.
Pause the video so that you have time to read the words.



Bloom



Hello Year 2. Today we are reading the story 'Bloom' by Anne Booth. Click the vimeo link to watch Orla reading 'Bloom'.

<https://vimeo.com/500849106>

What is happening in each of these pictures from the story?





Write down **adjectives** that describe how these characters feel at different points in the story.

Use the word mat on the next slide to help you.



furious





Character Adjective Word Mat



sleepy



angry



surprised



worried



energetic



shy



excited



bored



nervous



jolly



confused



grumpy



happy



terrified



upset



frustrated



quiet



clever



rude



friendly



intelligent



nasty



beautiful



sensible



English - Tuesday 19th January

Listen carefully to the story again. <https://vimeo.com/500849106>

Can you find the **questions** the man asks? Write them down here. Don't forget your **question marks**.



What words did
the author use
instead of **said**?

“How dare you talk to MY flower!” he _____.

“What is the matter with my flower?” he _____.

Why do you think the word MY is in capital letters?



Words instead of **said**
wordsearch

Word List

moaned

whispered

mentioned

screamed

stated

laughed

chuckled

sighed

grumbled

called

answered

wailed

h	j	c	b	h	n	l	q	s	v	c	i	t	n
a	n	s	w	e	r	e	d	d	i	m	o	b	i
j	j	d	g	j	f	x	u	q	i	g	o	x	n
c	o	q	k	c	a	l	l	e	d	m	h	m	b
s	c	r	e	a	m	e	d	q	h	o	r	e	z
s	g	m	w	o	y	c	p	y	g	a	a	e	d
l	t	r	e	h	a	c	h	j	c	n	i	l	l
i	c	a	u	n	i	z	w	u	p	e	p	a	d
v	f	s	t	m	t	s	u	a	c	d	h	u	b
p	g	l	y	e	b	i	p	g	i	k	k	g	a
a	e	c	z	o	d	l	o	e	e	l	l	h	u
q	o	i	p	e	u	g	e	n	r	y	e	e	p
g	h	u	q	m	h	w	g	d	e	e	r	d	d
g	h	l	v	b	c	m	x	k	j	d	d	e	k

Can you think of
any other words
that could be used
instead of **said**?



English - Wednesday 20th January

Can you answer the questions? Use the vimeo link and the pictures to help you.

1. What is your local area like?

2. How does the little girl describe the flower?

3. Why does the man's flower stop blooming?

4. What does the man do to help the flower bloom?

For the first question, tell me what your local area is like. Are there trees? Gardens with potted flowers? Blocks of flats?

Can you cut out and put these pictures in the right order to retell the story? This will help you with the next activity.



For this activity you are going to use the pictures you cut out and put in the right order. Stick them into the boxes, and describe underneath what is happening in each picture. I have done one for you as an example.



See if you can spot any **apostrophes** in the story. Try using them in your sentences. For example, the man's flower.

The man is shouting loudly at the little girl because she was talking to his beautiful flower.

Remember to use **adjectives** to describe details in the story.

1.



2.

3.

We will finish the story tomorrow...

English - Thursday 21st January



<https://www.youtube.com/watch?v=uOlVfwdng4>

Listen to this teacher's version of the story **Bloom** and then finish parts 4, 5 and 6 of the story.

4.

A blue rounded rectangular box with a thick border, intended for a drawing or diagram.

5.

A magenta rounded rectangular box with a thick border, intended for a drawing or diagram.

6.

A yellow rounded rectangular box with a thick border, intended for a drawing or diagram.



English – Friday 22nd January

What happens next? Write a few sentences about what might happen next to the man and the little girl.



The next day, _____

Remember to take pictures of your
learning and email to

admin@fleet.camden.sch.uk