

Monday 11th

Before you start have a go at these **Get Ready Questions**. Check your answers on the video.



Can you complete the pattern?

$$5 + 5$$

$$6 + 4$$













1)

2)

$$9 + 1$$

3)





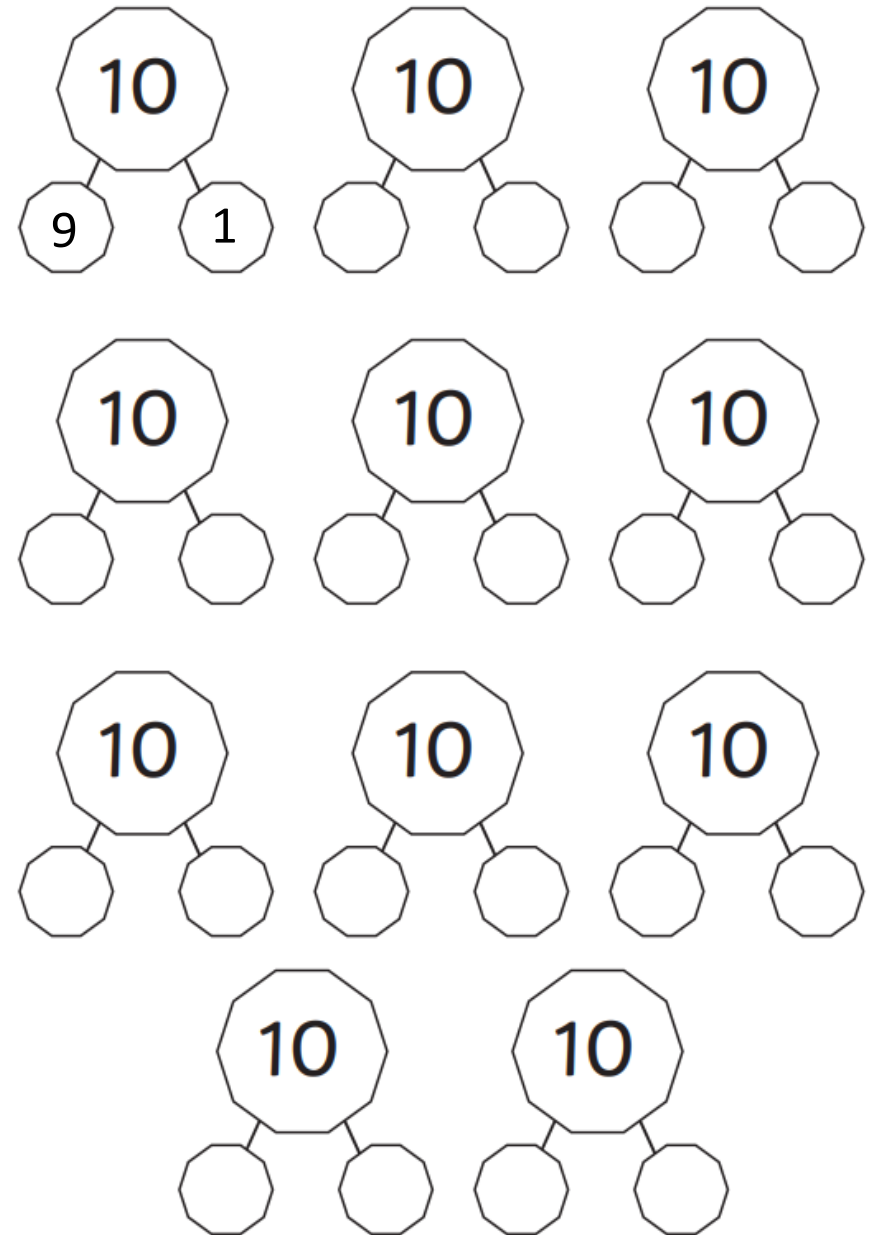

Use 2 colours to draw the circles.

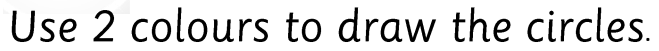
1. $6 + 5 = 10 +$

2. $8 + 6 = \quad + \quad$

Have a go at the rest
of the worksheet

Green





Orange

1. $6 + 7 = 10 +$

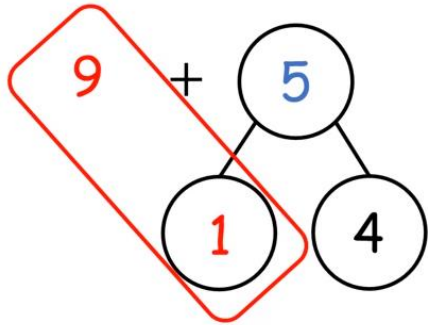
2. $9 + 4 = \quad + \quad$

3. $4 + 8 = \quad + \quad$

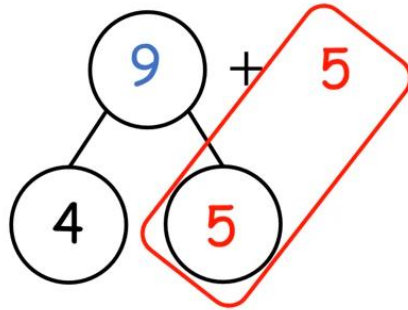
4. $9 + 8 = \quad + \quad$

Have a go at the rest
of the worksheet

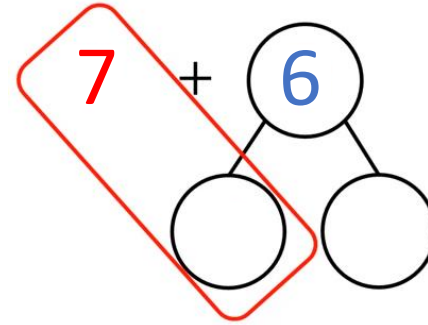
Red



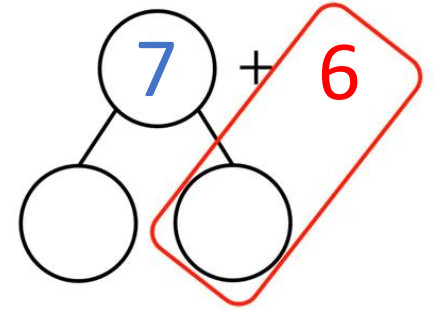
$$\begin{aligned} 9 + 5 &= ? \\ 9 + 1 &= 10 \\ 10 + 4 &= 14 \end{aligned}$$



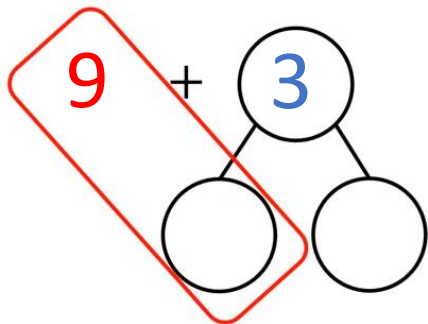
$$\begin{aligned} 9 + 5 &= ? \\ 5 + 5 &= 10 \\ 10 + 4 &= 14 \end{aligned}$$



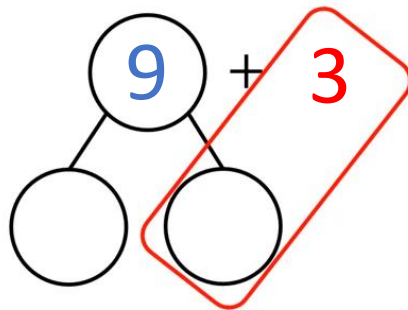
$$\begin{aligned} 7 + 6 &= ? \\ + &= 10 \\ 10 + &= \end{aligned}$$



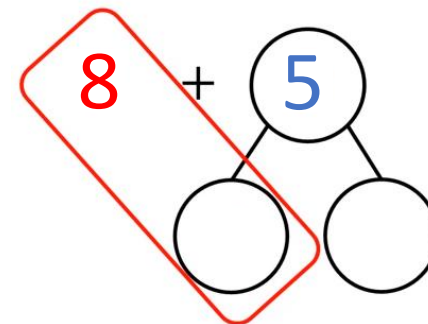
$$\begin{aligned} 7 + 6 &= ? \\ + &= 10 \\ 10 + &= \end{aligned}$$



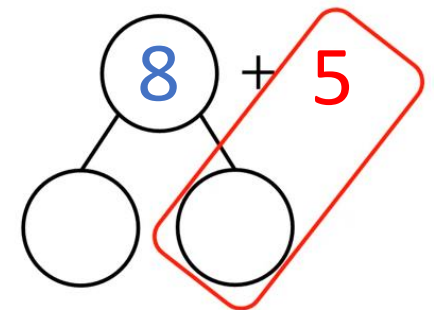
$$\begin{aligned} 9 + 3 &= ? \\ + &= 10 \\ 10 + &= \end{aligned}$$



$$\begin{aligned} 9 + 3 &= ? \\ + &= 10 \\ 10 + &= \end{aligned}$$



$$\begin{aligned} + &= ? \\ + &= 10 \\ 10 + &= \end{aligned}$$



$$\begin{aligned} + &= ? \\ + &= 10 \\ 10 + &= \end{aligned}$$

Tuesday 12th

Before you start have a go at these **Get Ready Questions**. Check your answers on the video.



1) What is one more than 12?

2) Complete the number bonds to 10

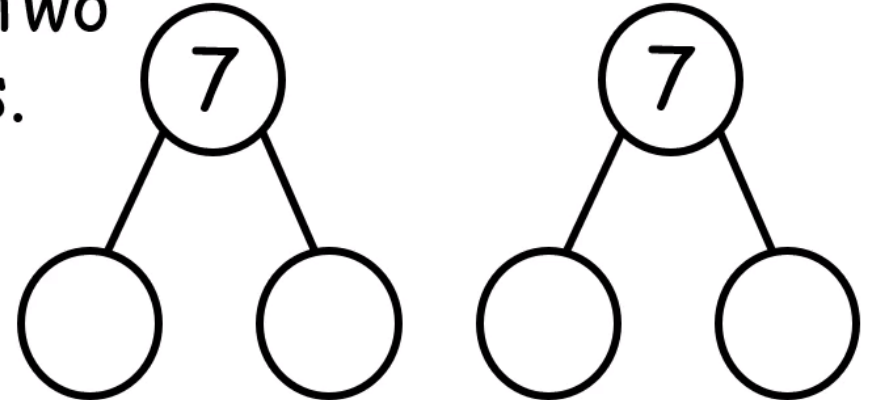
$$8 + \square = 10$$

$$4 + \square = 10$$

$$7 + \square = 10$$

$$10 = 9 + \square$$

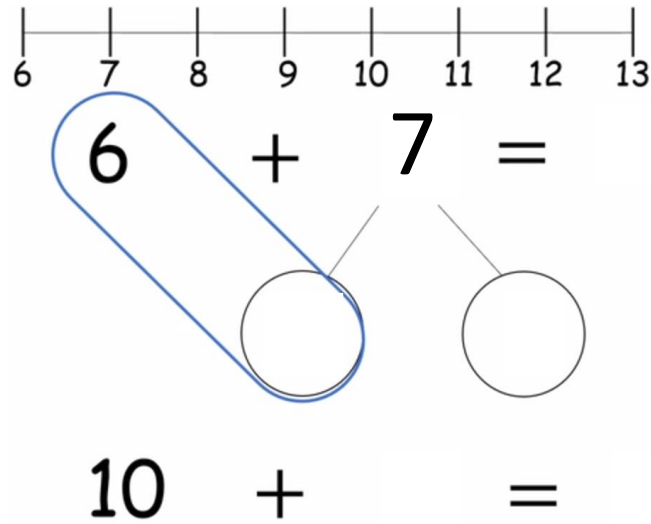
3) Partition 7 in two different ways.



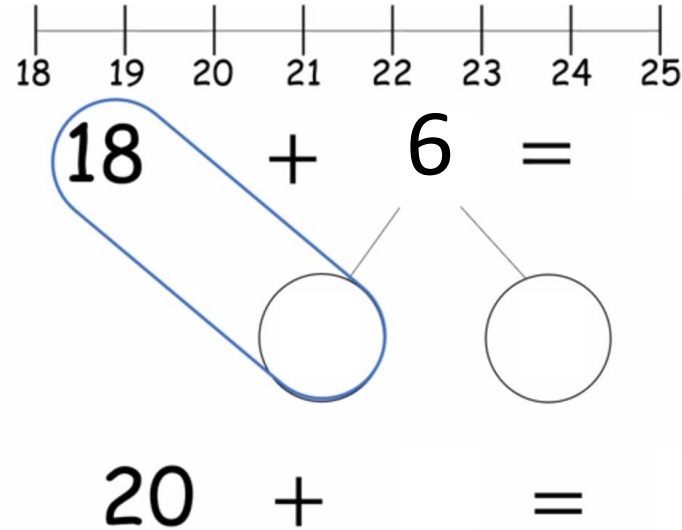
Have a go at questions
1 - 3 on the worksheet



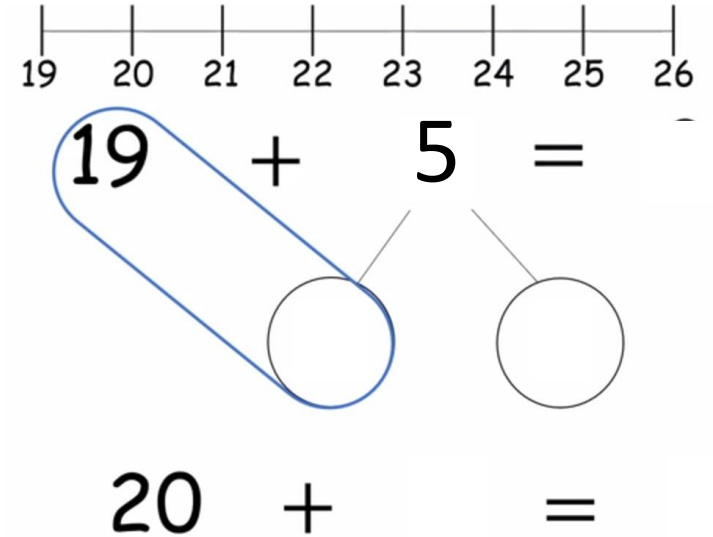
1.



2.




3.




Have a go at the rest
of the worksheet

Green




21

$$21 + \quad = 30$$




25

$$25 + \quad = 30$$




29

$$29 + \quad = 30$$




24

$$24 + \quad = 30$$



22

$$22 + \quad = 30$$

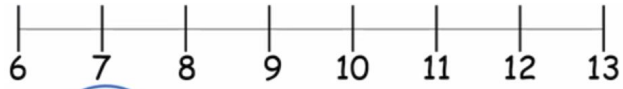


26

$$26 + \quad = 30$$

Orange

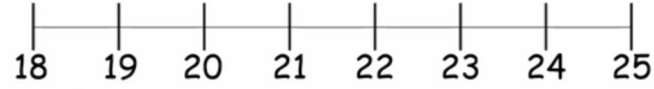
Have a go at the rest
of the worksheet



$$6 + 5 = \bigcirc$$

A blue oval is drawn around the number 6 and the plus sign. A line connects the number 5 to the first empty circle.

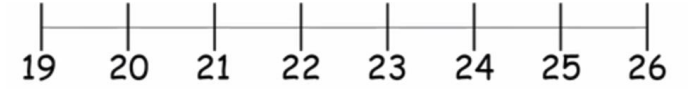
$$10 + \bigcirc = \bigcirc$$



$$18 + 5 = \bigcirc$$

A blue oval is drawn around the number 18 and the plus sign. A line connects the number 5 to the first empty circle.

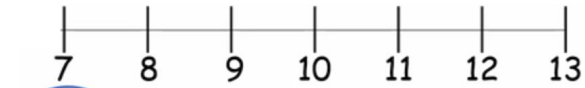
$$20 + \bigcirc = \bigcirc$$



$$19 + 2 = \bigcirc$$

A blue oval is drawn around the number 19 and the plus sign. A line connects the number 2 to the first empty circle.

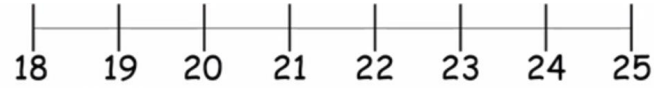
$$20 + \bigcirc = \bigcirc$$



$$7 + 5 = \bigcirc$$

A blue oval is drawn around the number 7 and the plus sign. A line connects the number 5 to the first empty circle.

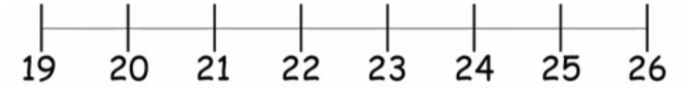
$$10 + \bigcirc = \bigcirc$$



$$18 + 7 = \bigcirc$$

A blue oval is drawn around the number 18 and the plus sign. A line connects the number 7 to the first empty circle.

$$20 + \bigcirc = \bigcirc$$




$$19 + 7 = \bigcirc$$


A blue oval is drawn around the number 19 and the plus sign. A line connects the number 7 to the first empty circle.

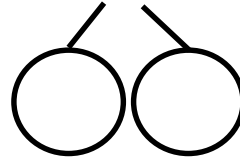
$$20 + \bigcirc = \bigcirc$$


Have a go at the rest
of the worksheet


Red


$$19 + 5 =$$



$$28 + 4 =$$



$$39 + 4 =$$


$$37 + 9 =$$


$$39 + 3 =$$


$$46 + 5 =$$


$$37 + 6 =$$


$$46 + 8 =$$


Wednesday 13th

Before you start have a go at these **Get Ready Questions**. Check your answers on the video.



1) Complete the number bonds to 10

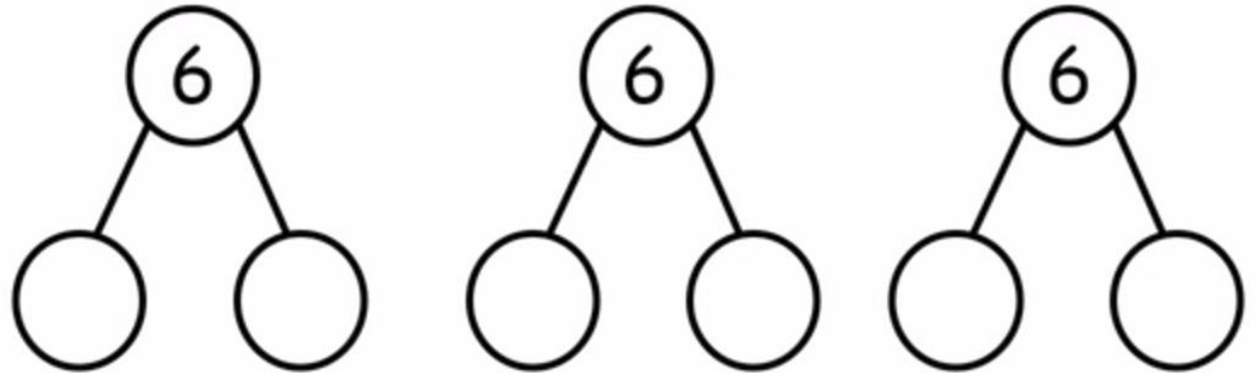
$$\square + 8 = 10$$


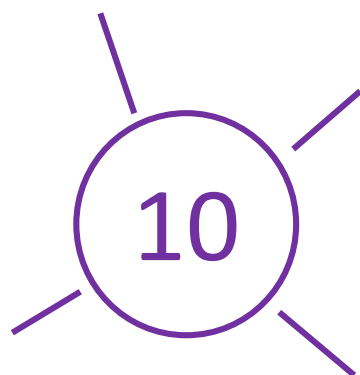
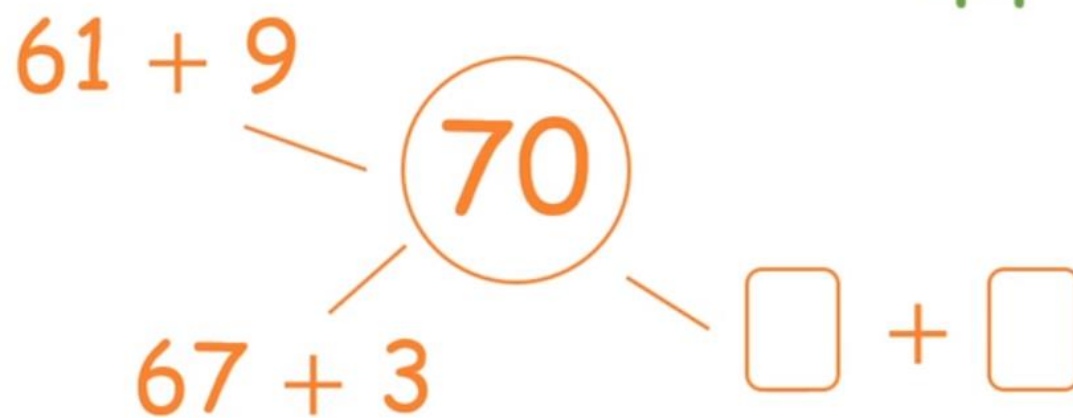
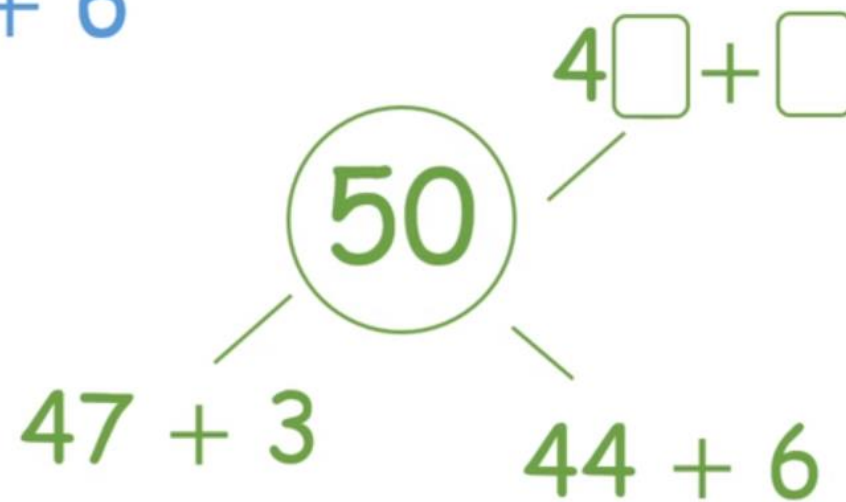
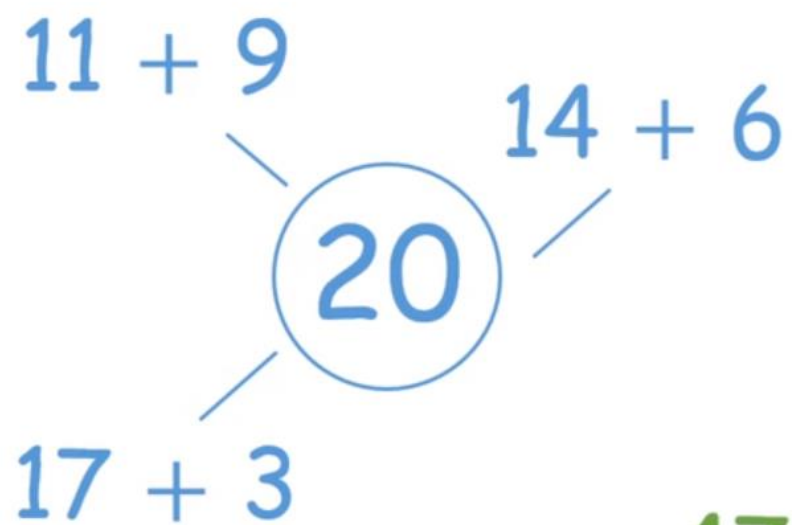
$$10 = \square + 4$$

$$\square + 7 = 10$$

$$10 = 9 + \square$$

2) Partition 6 in three different ways.





Have a go at being
the frog

$$18 + 7 = 25$$

+ 2

+ 5



18

20

25

40

30

50

60

70

27

34

53

61

49

58

68

73

25

35

19

22

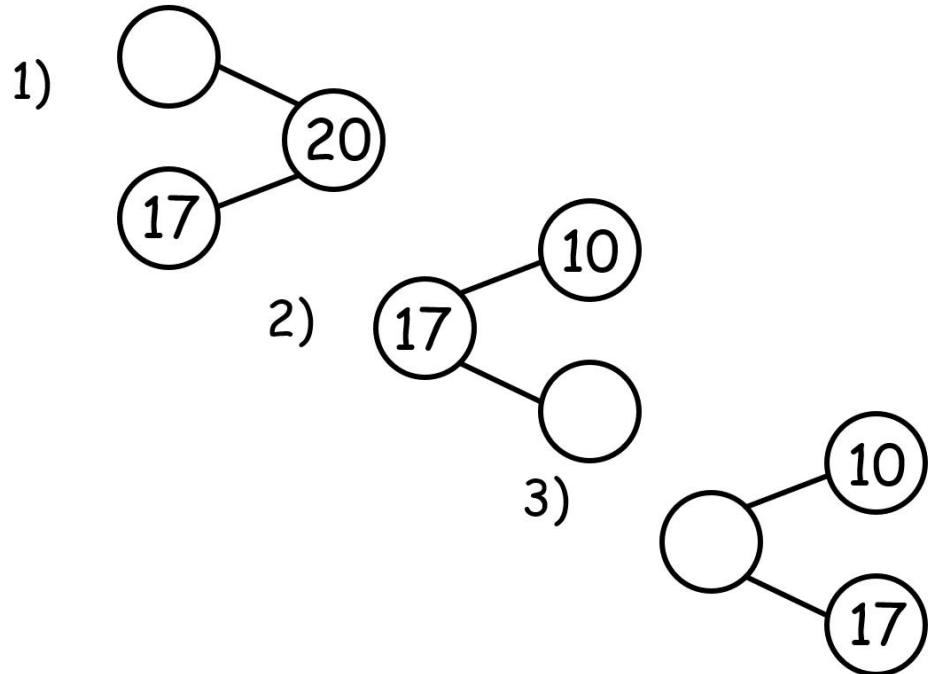
99

105



Before you start have a go at these **Get Ready Questions**. Check your answers on the video.

Complete these part-whole models

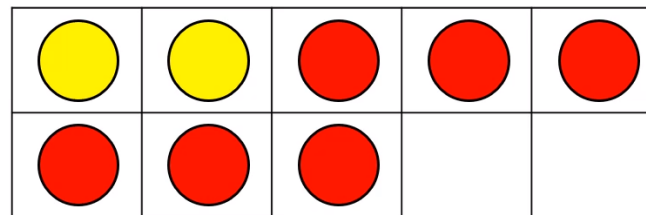
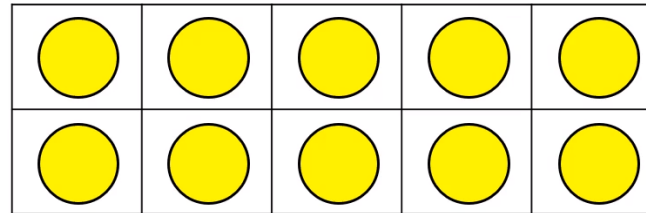


Have a go at question 1 on the worksheet

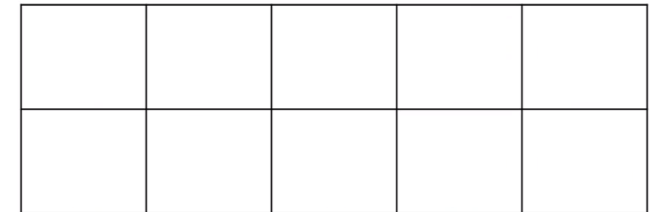


Use 2 colours to draw the circles.

$$18 - 6 = 12$$




1. $16 - 5 = 11$



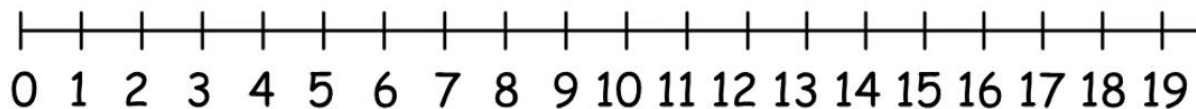
Have a go at questions
2 and 3 on the
worksheet




2.



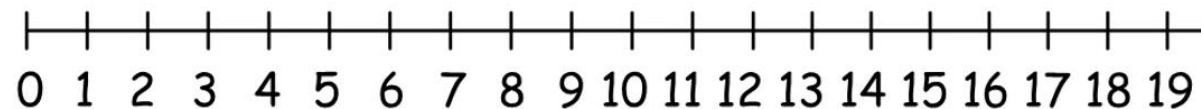
$$12 - 4 = \square$$



3.



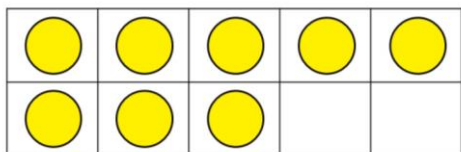
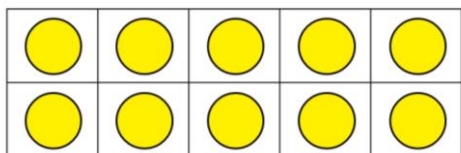
$$13 - 7 = \square$$



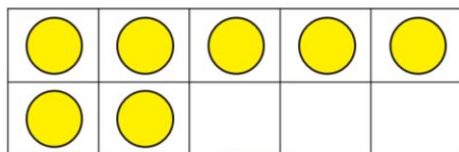
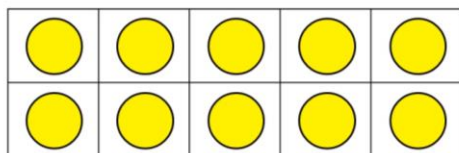
Have a go at the rest
of the worksheet

Green

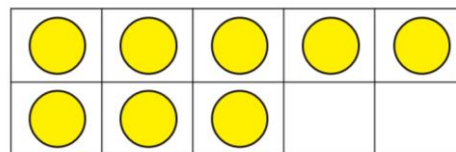
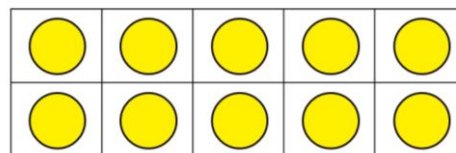
$18 - 5 =$



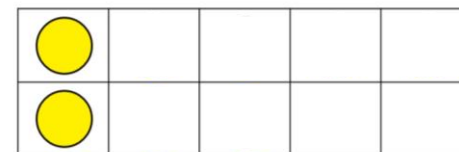
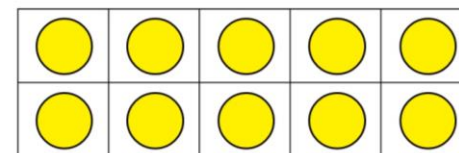
$17 - 6 =$



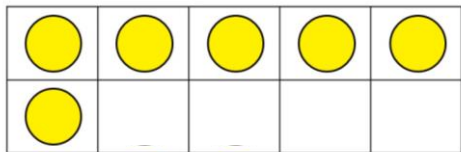
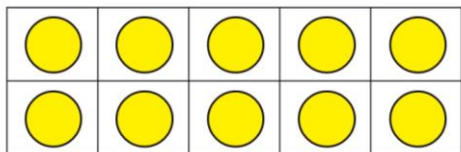
$18 - 2 =$



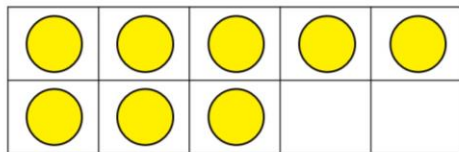
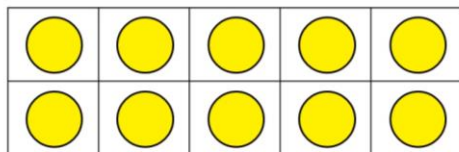
$12 - 7 =$



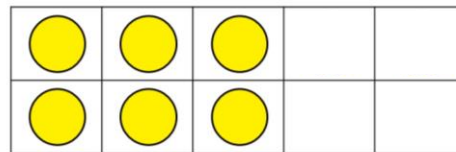
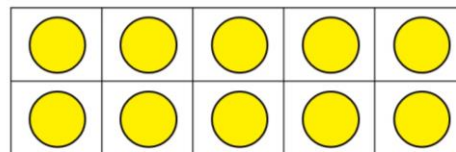
$16 - 6 =$



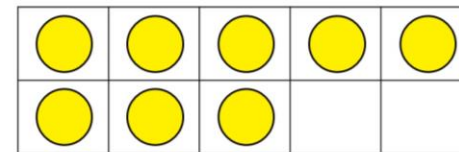
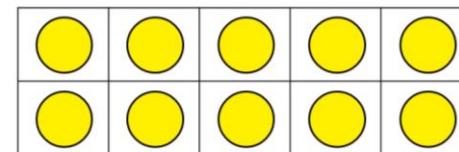
$18 - 9 =$



$16 - 8 =$



$18 - 4 =$



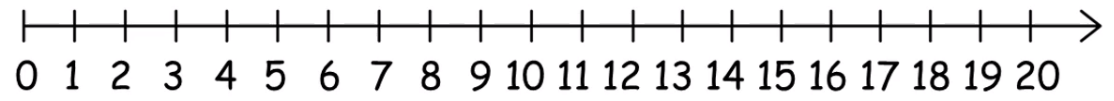
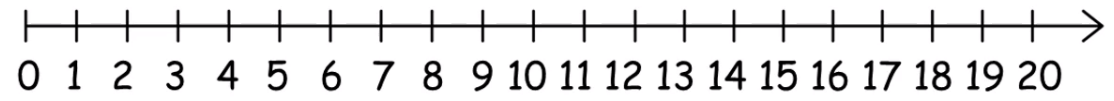
Have a go at the rest
of the worksheet

Orange
Jump to the 10 first

$12 - 4 = \square$

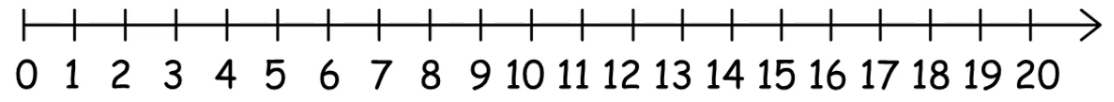
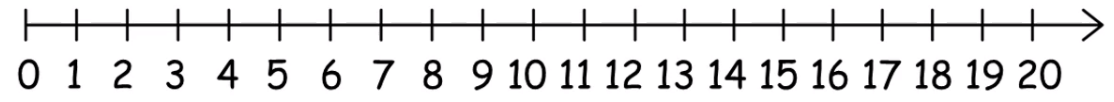
●	●	●	●	●	●	●	●					
●	●	●	●	●	●							

$13 - 6 =$



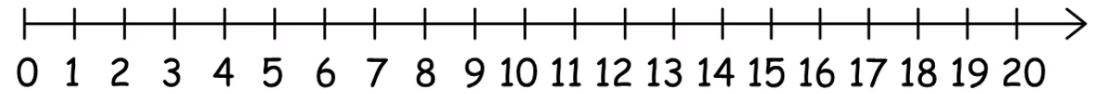
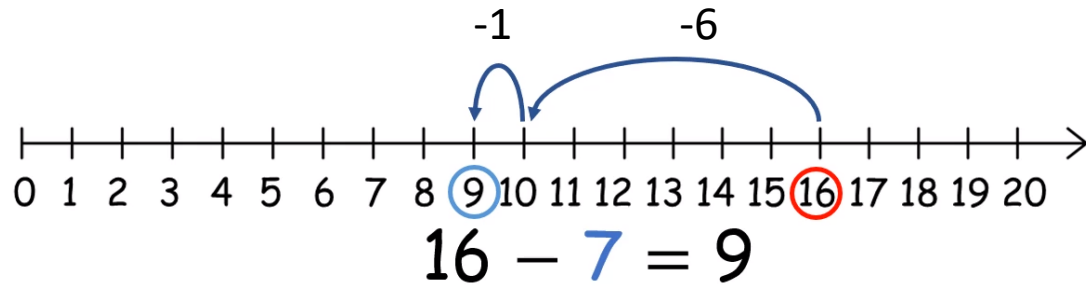
$16 - 5 =$

$14 - 8 =$

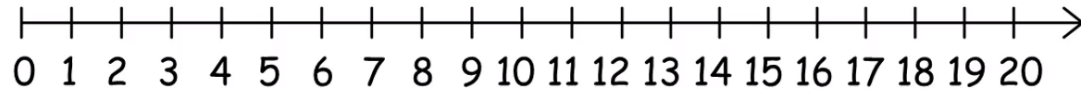


Have a go at the rest
of the worksheet

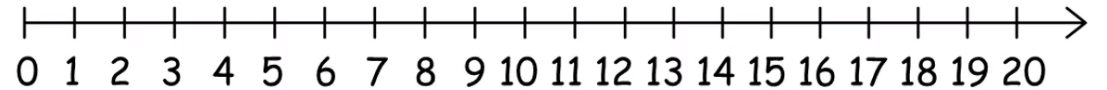
Red
Jump to the 10 first



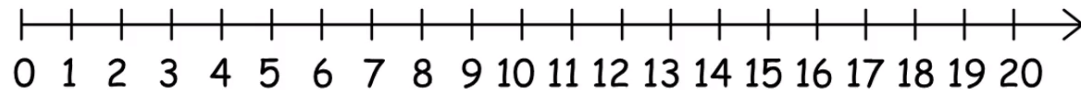
$$15 - \square = 7$$



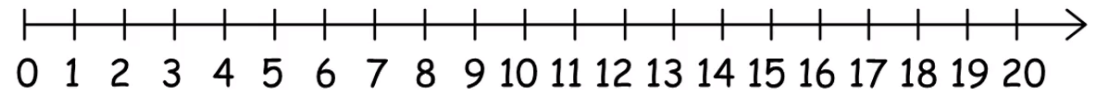
$$12 - \square = 8$$



$$19 - \square = 6$$



$$16 - \square = 4$$



$$13 - \square = 5$$

Friday 15th

GET READY

Before you start have a go at these **Get Ready Questions**. Check your answers on the video.

1) Complete the subtractions

$$15 - 5 = \square$$

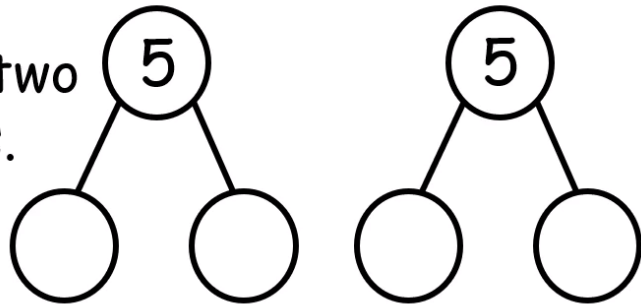
$$16 - 6 = \square$$

2) Complete the subtractions

$$10 - 2 = \square$$

$$10 - 8 = \square$$

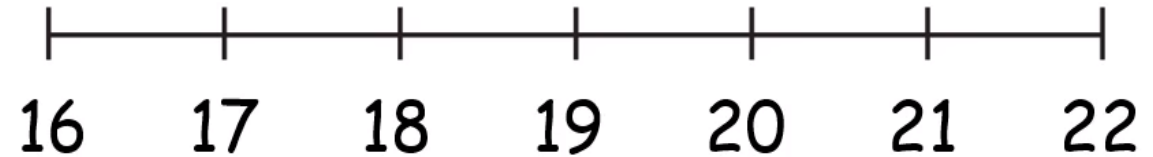
3) Partition 5 in two different ways.



Have a go at question 1 on the worksheet



1.



$$22 - 1 =$$

$$22 - 4 =$$

$$22 - 2 =$$

$$22 - 5 =$$

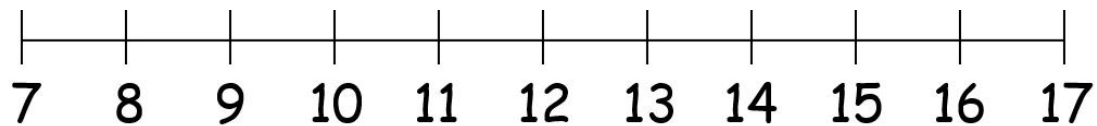
$$22 - 3 =$$

$$22 - 6 =$$

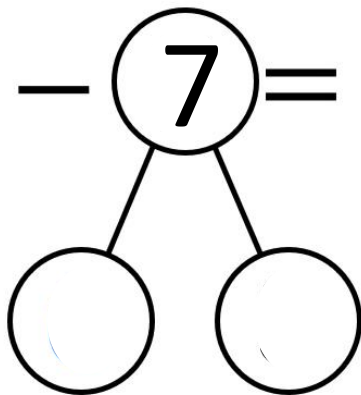
Have a go at questions
2 and 3 on the
worksheet



2.

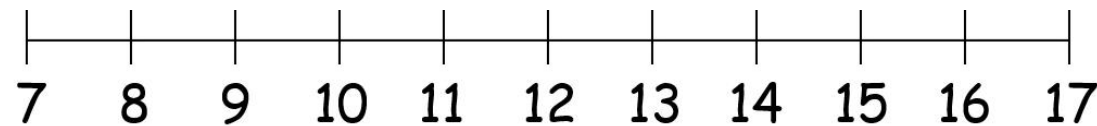


$$16 - 7 =$$

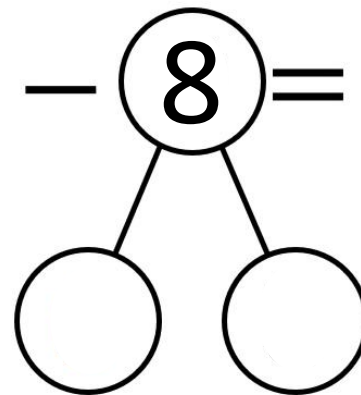


$$16 - 6 = 10 \quad 10 - \square =$$

3.



$$15 - 8 =$$



$$15 - \square = 10 \quad 10 - \square = \square$$

Green

Have a go at the rest
of the worksheet

$10 - 5 =$	$10 - 7 =$	$6 - 1 =$
$8 - 1 =$	$6 - 4 =$	$10 - 2 =$
$6 - 3 =$	$5 - 2 =$	$8 - 5 =$
$9 - 5 =$	$9 - 4 =$	$5 - 5 =$
$5 - 1 =$	$10 - 3 =$	$6 - 2 =$
$7 - 3 =$	$8 - 2 =$	$9 - 6 =$
$9 - 8 =$	$10 - 1 =$	$10 - 8 =$
$10 - 6 =$	$7 - 6 =$	$8 - 3 =$
$5 - 3 =$	$10 - 10 =$	$9 - 1 =$
$8 - 6 =$	$9 - 2 =$	$5 - 0 =$
$6 - 3 =$	$7 - 1 =$	$10 - 4 =$
$10 - 0 =$	$5 - 4 =$	$7 - 2 =$
$7 - 4 =$	$8 - 4 =$	
$10 - 9 =$	$9 - 3 =$	

Orange



Show Jump Back Jill how she could
subtract on these number lines.

Remember to land on a multiple of 10 first.

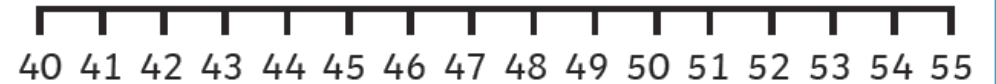
37 - 9



63 - 6



54 - 7



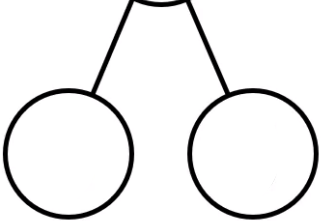
81 - 5

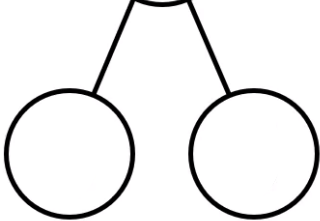


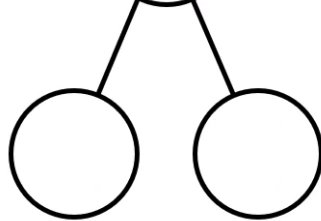
Have a go at the rest
of the worksheet

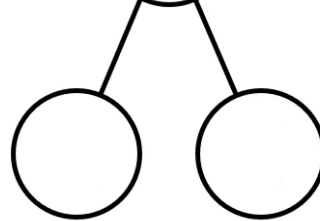
Red

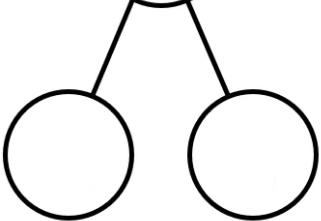
Jump to the multiple of 10 first

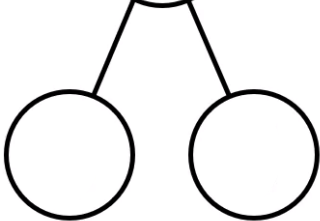
$$16 - 7 =$$


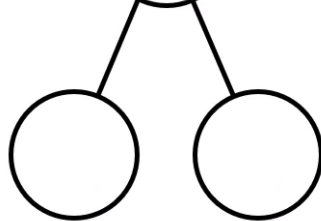
$$23 - 5 =$$


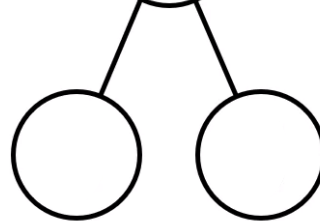
$$35 - 7 =$$


$$41 - 4 =$$


$$11 - 8 =$$


$$26 - 9 =$$


$$32 - 8 =$$


$$47 - 9 =$$




English - Monday 11th January

a
Add either ? . or ! for a question, statement or an exclamation sentence.

The stars are very pretty tonight

What a great night to look at the stars

Where have all the stars gone



b
Make longer words by adding the suffix -er or -ful. Write the new word in full. Remember some letters might need to change.

dark _____

happy _____

hope _____

c
Which of these words is a verb?

☐ Ben

☐ car

☐ drive



d
Oops Mr Whoops has made THREE punctuation mistakes in his sentence. Can you underline the words that should start with a capital letter?

Next saturday benji and santi will be driving a pretty campervan.



e
List THREE adjectives to describe what you see in this picture.



f
Practise writing these year 2 common exception word spellings.

door door *door* _____

find find *find* _____

child child *child* _____

most most *most* _____

English - Tuesday 12th January

a
Which punctuation mark should end this sentence?

Who should be doing that

- ☐ Exclamation mark
- ☐ Full stop
- ☐ Question mark




b
Add the prefix 'un' to these words.

tie _____

done _____

c
Insert commas into the sentence in the correct places.


I have some beautiful pens rubbers pencils and crayons.



e
Find the hidden words.

poor	g	p	x	u	o	o	e
mind	p	i	e	d	n	y	d
both	u	r	y	n	n	l	p
only	l	b	o	t	h	n	o
after	l	y	c	v	u	o	o
prove	q	a	f	t	e	r	r
	d	n	i	m	e	e	e

d
Which year 2 common exception word has Mr Whoops been juggling with?






f
Tick to show whether each sentence is written in the past tense or present tense.




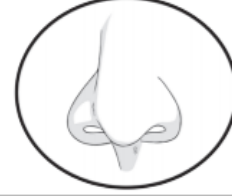


Sentence	Past Tense	Present Tense
Peter is singing loudly.		
Will was dancing nicely.		
Petra sat down on a chair.		



<p>I can see...</p> 	
<p>I can hear...</p> 	
<p>I can feel...</p> 	
<p>I can smell...</p> 	



<p>I can see...</p> 	
<p>I can hear...</p> 	
<p>I can feel...</p> 	
<p>I can smell...</p> 	

English - Wednesday 13th January

a
Which punctuation mark should end this sentence?

What big eyes you have, grandma

- ☐ Exclamation mark
- ☐ Question mark
- ☐ Full stop



b
Add the suffix '-ness' to these nouns to make adjectives. Some letters may need to change.

fit _____


lazy _____

c
Add a comma in the correct place in the list.

He likes lots of colours like indigo violet orange and yellow.



d
Which year 2 common exception word has Mr Whoops been juggling with?



e
Find the hidden words.

hold	g	p	x	n	e	v	h
break	b	r	l	h	o	l	d
fast	u	r	e	a	n	l	p
past	l	b	e	v	e	r	y
any	h	t	s	a	f	y	n
every	p	a	s	t	k	r	a
	d	n	i	m	e	e	m

f
Tick to show whether each sentence is written in the past tense or present tense.



Sentence	Past Tense	Present Tense
She is eating soup.		
Narinder swam in the sea.		
He thought it was a good idea.		

We are writing a narrative based on the book 'Tidy'.

I need to:

- Write from the point of view of my chosen character, use adjective to add detail to my writing, describe the sense (see, hear, smell)



I woke up this morning to find....

The next morning, I went out into the forest and I saw....



Later that day...



English - Thursday 14th January

a
Which punctuation mark should end this sentence?

You can colour in the picture

- ☐ Exclamation mark
- ☐ Full stop
- ☐ Question mark



b
Add the suffix '-less' to these nouns to make adjectives. Write the whole new word

end _____

heart _____

c
Add an apostrophe to show who the items belongs to.


That book is Bens the jumper is Daras.



e
Find the hidden words.

most	g	p	x	n	e	v	e
even	p	r	l	u	n	y	d
plant	u	s	e	a	n	l	p
hour	l	u	o	a	n	n	t
sugar	h	g	u	r	t	t	s
great	q	a	u	o	m	r	o
	d	r	u	o	h	e	m

d
Which year 2 common exception word has Mr Whoops been juggling with?



f
Tick to show whether each sentence is written in the tense or present tense.



Sentence	Past Tense	Present Tense
Amy went on a pretty horse.		
He is reading a great book.		
Liam sees a butterfly.		

We are writing a narrative based on the book 'Tidy'.

I need to:

- Write from the point of view of my chosen character, use adjective to add detail to my writing, describe the sense (see, hear, smell)



The next day something very strange started happening...

Pete was happy that everywhere was so clean and tidy, but suddenly he realised...

In the end...

English - Friday 15th January

a Use either ? . or ! for a question, statement or an exclamation sentence. Add the correct punctuation to the sentences below.



Which animals are at the farm

I like the horses

What a fun place to be

b Make longer words by adding the suffix -ful or -ly. Write the new word in full, remember some letters might need to change.

bad play angry

c Which of these words is a noun?

- ☐ Wednesday
- ☐ long
- ☐ pen



d List THREE adjectives to describe what you see in this picture.



e Oops Mr Whoops has made THREE punctuation mistakes in his sentence. Can you underline the words that should start with a capital letter?

marco eats pizza in italy every saturday.



f Practise writing these year 2 common exception word spellings.

behind behind *behind* _____

cold cold *cold* _____

great great *great* _____

pretty pretty *pretty* _____

We are learning to proof-read to check for errors

I need to:

- Read carefully looking for errors
- Use a coloured pen to correct any errors you find
- Add adjectives to improve the writing



This morning wen I lookt out of mi nest i
cud see Pete tidying the forest as usual. he
was brushing the foxes washing the owls
and scrubbing the tree trunks Everything
lookt lovely and clean. Later that day i was
flying in the sky wen suddenly i sor a leaf
flot to the ground that afternoon something
very strange started happening. pete was
busy in the forest digging up ol the chrees.
He dug up every single won. It started to
rain and the forest began to flood then the
whole forest was covered in mud. Without
warning I sor Pete on a digger filling the
ground wiv concrete!

We are learning to proof-read to check for errors

I need to:

- Read carefully looking for errors
- Use a coloured pen to correct any errors you find
- Add adjectives to improve the writing



this morning i saw pete tidying the forest.
he was brushing the fox and washin the
owls

Later i sor a leaf flot to the ground

Then I sor pete digging up all the chrees.

it started to rain and the forest began to
flood

the forest was very muddy.

I saw Pete on a digger filling the ground
wiv concrete!

Pete could not get into his h.....

What did you see?	Tally	Description of habitat
	Birds	
	Snails	
	Bees	
	Flies	
	Woodlouse	
	Worms	
	Slugs	
	Squirrels	

We are recording which animals visit our local area
I need to:

- Complete the chart and questions in your local area or looking out of your window.

1. What wildlife did you see?

2. What wildlife have you seen at other times?

3. What habitats attract the wildlife you saw?

4. What wildlife didn't you see?

5. Why do you think you didn't see some animals?

6. How can we change our local area so more wildlife visit it?