



Fleet Primary School

Fleet Road Hampstead London NW3 2QT

Tel: 020 7485 2028


E-mail: admin@fleet.camden.sch.uk

Headteacher: Don McGibbon



Learning from Home – Reception

Super Stories



This week we are continuing with the theme of the big, bad wolf with the story of *The Three Little Pigs*.

I would love to see what the children have been busy doing so please remember to send photos of your home learning to admin@fleet.camden.sch.uk

Writing

Design a Dream House

Each of the little pigs made their own house. Some of them worked out better than others!

Design your own dream house. What would you like it to look like?

Draw a plan and **label** the different features.

Perhaps you might like a slide instead of stairs? Maybe a trampoline room? Use your imagination.



My House

Draw a picture of the people that live in your house and write their names.

You could also write to tell me what you love about your house.

I love all of the plants at my house!



Reading

This week our reading is exclusively on Bug Club as I would really like everyone to test it out.

Watch this video for instructions on how to log on and please let me know if you have any problems.

https://www.loom.com/share/e29279b985aa4abebde44495628323be?sharedAppSource=personal_library



Login Details -

Bug Club

www.activelearnprimary.co.uk

Username - Child's name and first letter of surname


For example - BethC

Password - reception21

School Code - tpgk

Phonics

This week, we will learn the sounds ff and l.



ff

Two ffs still make the same f sound.

Roll a dice. Read a word from the row.



riff

off

muff



huff

cuff

puff



riff

muff

off



cuff

puff

riff



muff

off

puff





puff

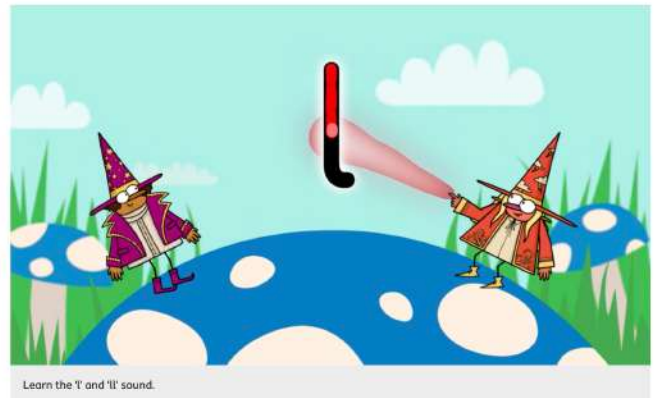

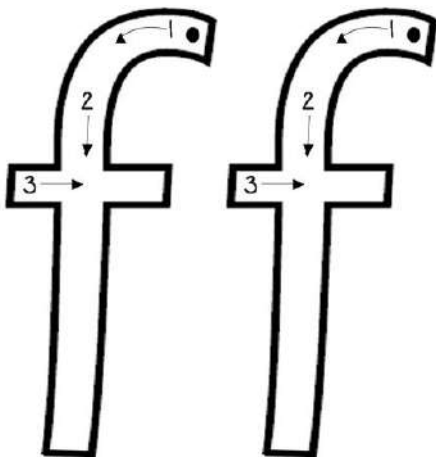
cuff

off

Which pictures have the ff sound?



Practise writing the ff sound.



<https://www.bbc.co.uk/bitesize/topics/zf2yf4j/articles/z4v4cqt>

Which pictures start with l?



Draw something that starts with l. What did you draw?

Every time you hear the l sound in the poem, touch your nose.

I am a Lion


I am a lion
I love to laze in the sun
And chase other animals just for fun
In all the jungle, I am number one!

A cartoon illustration of a lion with a large, fluffy red mane and a yellow body. The lion is standing on all fours and looking towards the viewer with a friendly expression. The entire scene is enclosed in a yellow rectangular border.

Practise writing l



I Spy with My Little Eye



Find something beginning with...

e

Find something beginning with...

u

Find something beginning with...

r

Find something beginning with...

h

Find something beginning with...

b

Find something beginning with...

f

Find something beginning with...

l

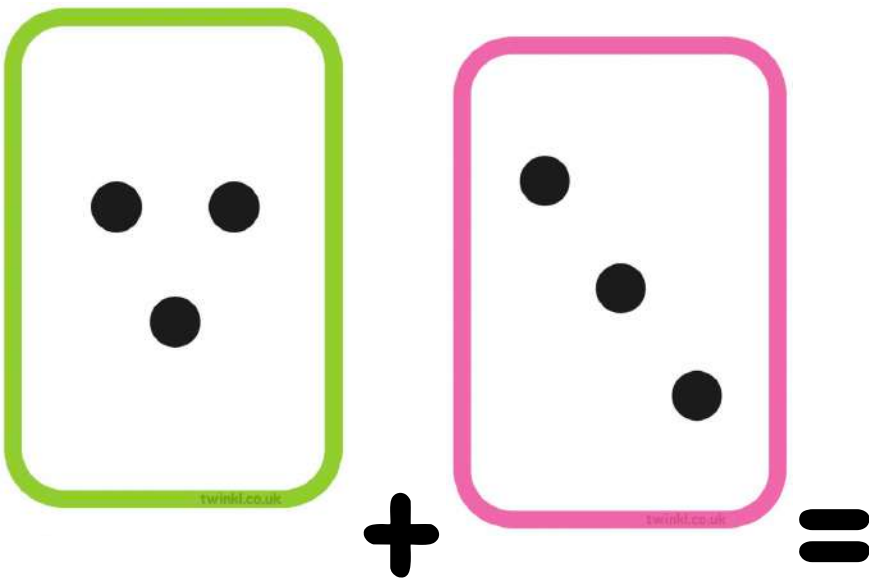
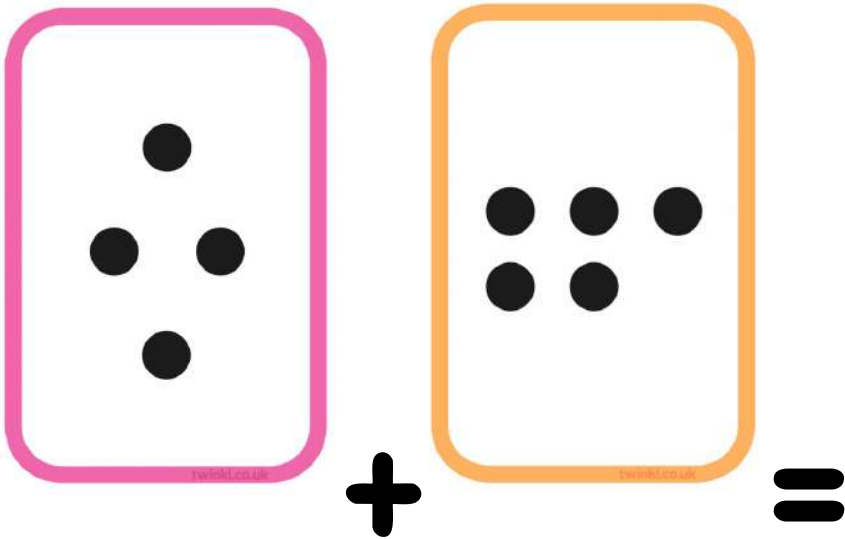
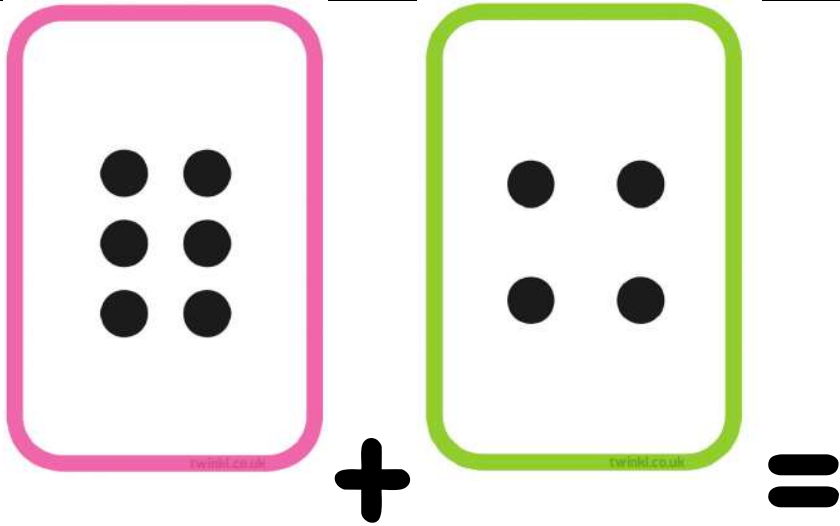
Addition


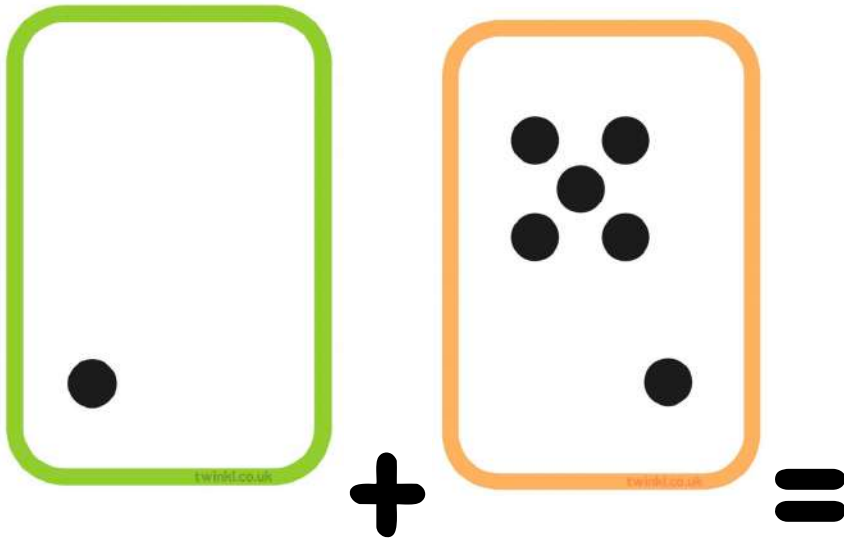
Add these cards together

2 + 5 =

4 + 3 =


1 + 2 =





Writing Number Sentences

Arrange objects such as cars, bottle tops, coins, pens, pebbles into two sets. Ask your child to write a number sentence to go with it. Talk about what + and = mean.



Physical Development

ABC Actions

Many of you said you enjoyed this, so let's have another go.
Choose a few actions to do each day



- A - arm wrestle
- B - bounce a ball
- C - clap in time to the music
- D - dinosaur steps
- E - extend and stretch as tall as a house, then as small as a mouse.
- F - frog jumps
- G - gallop like a horse
- H - high knees - jump from leg to leg, lifting your knees up high
- I - ice statues - dance to music freeze like an ice statue when the music stops
- J - jumping jacks
- K - kung fu - practise your kung fu moves, without hitting or kicking anyone of course
- L - lazy 8 - move your arm in the shape of an 8, laying on its side.
- M - musical statues
- N - nest - build a giant nest out of cushions and jump into it
- O - overarm throws
- P - pencil rolls - lay on the floor with your arms above your head. Roll over, using your hips to help you move
- Q - make your body quiver and shake.
- R - rave - have your own little dance party.
- S - slither on the floor like a snake
- T - tree balance - stand on one leg, with the other resting on your foot or leg.
- U - jump up, up, up trying to get higher each time
- V - balance with just your bottom on the floor, pointing your arms and legs up to make a v shape
- W - walk - go for a nature walk
- X - cross country running. Set a little running course for yourself and focus on running for a long distance rather than running quickly.
- Y - YMCA put this classic song on and have a dance
- Z - zip - practise doing up zips

Fine Motor Skills

Get those fingers to work decorating sticks with wool, string or pipe cleaners.

You could use your stick as a magic wand, microphone, pointer, walking stick, flying broom stick... whatever you would like!



Understanding the World

Nature Walk

Go on a nature walk. What do you notice and see?

Can you find any trees that still have leaves?

Can you find any new shoots coming up from the ground?

Did you spot any squirrels or birds?

Make a house out of sticks

On your walk, collect leaves, twigs and sticks.

Use these to make a house of sticks, just like the second little pig.



Can your house of twigs survive the wolf test?



Blow as hard as you can at your house, does it stay up?

Don't forget to take a photo of your house and send it to me.

Jobs People Do Construction Worker

Would you like to be a construction worker?

What would you like to build?

Which machines or tools would you like to try?

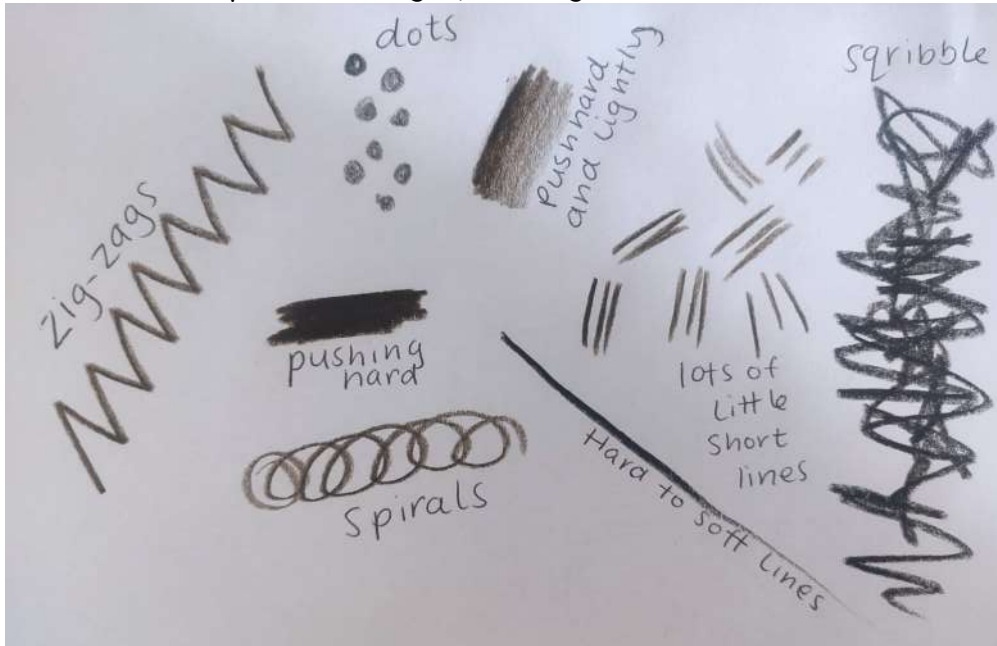
Find out more about being a construction worker here -

<https://youtu.be/OSd2URRIKAQ>



Big Bad Wolf Art

Warm up for drawing by making some of these marks



How many of these marks could you use when drawing a wolf?
Have a go and see what you come up with.



Here are a few other craft ideas -

Wooden spoon puppets



Ripped Paper Wolf



Toilet roll puppets.



Singing -

Here are some fun traditional tale songs -

https://www.youtube.com/watch?v=WR4L_t6IAfc



<https://www.youtube.com/watch?v=EoRrP12g6uk>



<https://www.youtube.com/watch?v=cz5CCUqaFuU>



<https://www.youtube.com/watch?v=cz5CCUqaFuU>



You will receive calls from myself and Shami throughout the week. Please keep an eye on the school website as I will upload story and learning videos regularly to support with the activities set out for the week.

We also have our first Zoom this week on Thursday at 11.00. Check parent hub for details.

I look forward to seeing everyone during our Zoom!

Love Beth