



Fleet Primary School

Fleet Road Hampstead London NW3 2QT

Tel: 020 7485 2028

E-mail: admin@fleet.camden.sch.uk

Headteacher: Don McGibbon



Learning from Home – Reception

Super Stories



This week our story is *The Frog Prince Saves Sleeping Beauty*.

Please send in photos of what your child has been doing at home. I will print these off to add to their learning profiles.

admin@fleet.camden.sch.uk

Writing

Invitation

Pretend you are the King, Queen, Prince, Princess and you're having a party at the palace. You can choose whatever type of party you like; birthday party, pyjama party, spooky party, pool party, dance party.

Write an invitation inviting friends to your palace party.



Frog Fact File

Find out more about frogs in the *Understanding the World* section and write a frog fact file.

What do they look like? (Appearance)

Where do they live? (Habitat)

What do they eat? (Diet)

Any interesting facts.

Animal	
Fact File	
Name:	
Appearance:	
Diet:	
Habitat:	

Reading

Bug Club

Continue with your reading on BugClub.

Have a look at the guided reading video I have made for *Hoppity Hop*.

Practise these tricky words

we

he

be

she

me

Bug Club

www.activelearnprimary.co.uk

Username - Child's name and first letter of surname

For example - BethC

Password - reception21

School Code - tpgk

Phonics

Our sounds this week are w and v.



Ww as in wind.

<https://www.bbc.co.uk/bitesize/topics/zvq9bdm/articles/zmnbnrd>



What sound is missing in each of these w words?



w _ b



w _ g



w e _



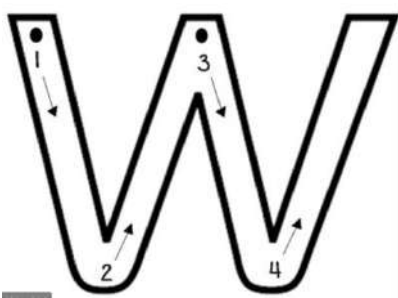
_ a g

Make a Pretend Watch.

How about using bits and pieces from the recycling bin, like old bottle tops or paper rolls to make your own watch. Your watch might even be a magic watch!



Practise writing w



Xx

X as in fox.



<https://www.bbc.co.uk/bitesize/topics/zvq9bdm/articles/z7p3pg8>

Read these x words



fox



box



wax

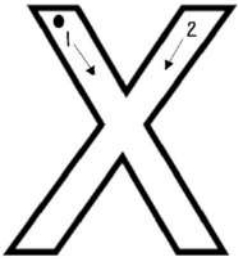
6

six

Draw a picture to go with this sentence.

A fox is in the box.

Practise writing x



Handwriting

Slide letters

Slide down, up and across for these letters.



V X W Z


Make sure you have a look at the handwriting video to help you with these.

Before you put pen to paper, practise writing these letters in the air, on a buddies back, on the floor with your finger etc.

These are fun letters to practise writing with a water bottle.

Fill a water bottle up and write the letters as you squirt the water out. (Outside of course or in the bath/shower)

Once you have had lots of practise, have a go with pens and paper to write these slide letters.



Maths

Doubles

This week we are learning about doubles.

Doubles is when you add the same number twice.

Check out this rap.

<https://www.youtube.com/watch?v=8jOzhiACB68>

**DOUBLES
DOUBLES**

(1-10 Version)

Have a go chanting/saying these sums -

$$1+1=2$$

$$2+2=4$$

$$3+3=6$$

$$4+4=8$$

$$5+5=10$$


$$6+6=12$$

$$7+7=14$$


$$8+8=16$$

$$9+9=18$$


$$10+10=20$$




+




$2 + 2 = \underline{\hspace{2cm}}$




+




$4 + 4 = \underline{\hspace{2cm}}$




+




$3 + 3 = \underline{\hspace{2cm}}$




+




$5 + 5 = \underline{\hspace{2cm}}$




+



$1 + 1 = \underline{\hspace{2cm}}$




+



$6 + 6 = \underline{\hspace{2cm}}$

Make a Doubles Ladybird


Get a piece of paper.



Fold the edges into the middle.



Draw a ladybird outline. (Make sure the wings touch the sides.)




Cut out your ladybird.



Colour your ladybird with a double on the front.



Write the double sum inside.



Facts about Frogs



- Frogs don't need to drink. Water can absorb, go through their skin.
- Frogs can lay up to 4,000 eggs at a time.
- The eyes and nose of a frog are on top of its head so it can breathe and see when most of its body is under the water.
- Frogs have long back legs and webbed feet for jumping and swimming.
- Certain frogs can jump up to 20 times their own body length in a single leap.
- Frogs usually eat meat (bugs and worms) and swallow their food whole.
- The world's biggest frog is the goliath frog from Cameroon in West Africa. Their body can be 30cm long. That's as long as a ruler.
- The smallest frogs in the world can be as small as your finger nail.
- There is a male frog that carries its young around on its back until they become adults.

- Because frogs come out in the rain, people used to think that they fell to earth in the rain! In nineteenth century England, people tried catching them to prove it.
- Their eyes come in all shapes and sizes. Some even have square or heart shaped pupils. They don't see colour, they only see in black or white.
- Frogs can be found all over the world and live in lots of different places like jungles, forest and gardens. Frogs cannot live in the sea or in any salt water.
- Many of the most brightly coloured tropical frogs are coloured to warn predators that they are poisonous.

Watch this clip to find out more about frogs.

<https://www.youtube.com/watch?v=oMFxQsaT274>



Expressive Arts and Design

Have a dig through your recycling bin and make yourself a crown for your 'palace party'.



Physical Development

Be inspired by a frog and practise lots of different jumps.

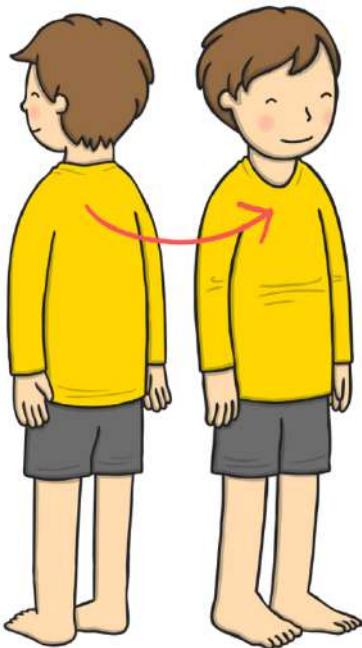
star jump



tuck jump



half-turn jump



straight jump




leap



hop



bunny-hop



frog jump



Fine Motor

I wanted to add this in last week, but forgot! Whoops.

Teddy Toast

Making teddy toast is a great opportunity to practise chopping, spreading and picking up small items. All great for fine motor development!

Chop up a banana while your toast is cooking.

Butter your toast.

Leave plain or add honey or peanut butter if you have that in your house.

Place banana slices for ears and a nose.

Add raisins for eyes.

Enjoy.



You will receive calls from myself and Shami throughout the week.

Please keep an eye on the school website throughout the week as I will add more videos.

See you all for our zoom at 11.00 on Thursday.

Wishing you all good health,

Love Beth