



# Fleet Primary School

Fleet Road Hampstead London NW3 2QT

Tel: 020 7485 2028


E-mail: [admin@fleet.camden.sch.uk](mailto:admin@fleet.camden.sch.uk)

Headteacher: Don McGibbon



## Learning from Home – Reception

# Super Stories



This week our learning is based on Little Red Riding Hood.

I would love to see what the children have been busy doing so please remember to send photos of your home learning to [admin@fleet.camden.sch.uk](mailto:admin@fleet.camden.sch.uk)

### Writing

#### Wanted Poster

Have you seen the Big Bad Wolf? He is still out on the loose!  
Make a wanted poster for him.

#### Role-play Writing

Use the story to get some role-play writing happening. Pretend to go on a picnic. What would you take to eat? Make an order form and ask your family what they would like.



### Reading

I have made two ebooks to read this week.

*Little Red Riding Hood* and *Let's Have an Inside Day*.

There are both PDFs to read and video versions where I have added some commentary.  
Please make sure you read these at least a couple of time each.  
Reading every day is really important!

Please also log onto Bug Club and read the books there too.  
Watch this video for instructions on how to logon.  
[https://www.loom.com/share/e29279b985aa4abebde44495628323be?sharedAppSource=personal\\_library](https://www.loom.com/share/e29279b985aa4abebde44495628323be?sharedAppSource=personal_library)



Login Details -

# Bug Club

[www.activelearnprimary.co.uk](http://www.activelearnprimary.co.uk)

**Username** – Child's name and first letter of surname

For example – BethC

**Password** – reception21

**School Code** – tpgk

## Phonics

Read each caption to match it to a picture.


(You don't need to print this out, just do it with your finger.)



a pup in  
the mud



run to  
the den

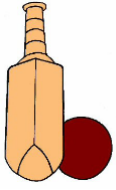


mugs  
and cups



an egg in  
an egg cup

This week, we will learn the sounds b and f.



# Bb

<https://www.bbc.co.uk/bitesize/topics/zf2yf4i/articles/zbnb382>



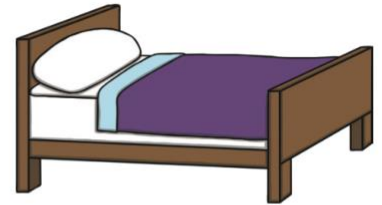
What sounds can you hear in each of these pictures?  
Can you write them down?



---



---



---



---


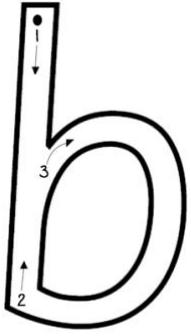


---



---

Practise writing the letter b.



**Ff**


<https://www.bbc.co.uk/bitesize/topics/zf2yf4j/articles/zrfrgwx>



What starts with f?



**fox**




**egg**



**goat**



**bird**



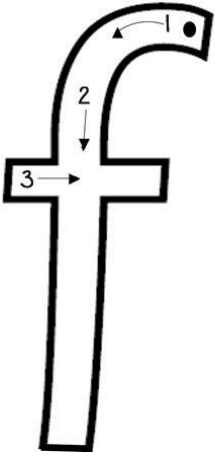
**fish**

Draw something that starts with f.




What did you draw? Give it a label.

Practise writing the letter f



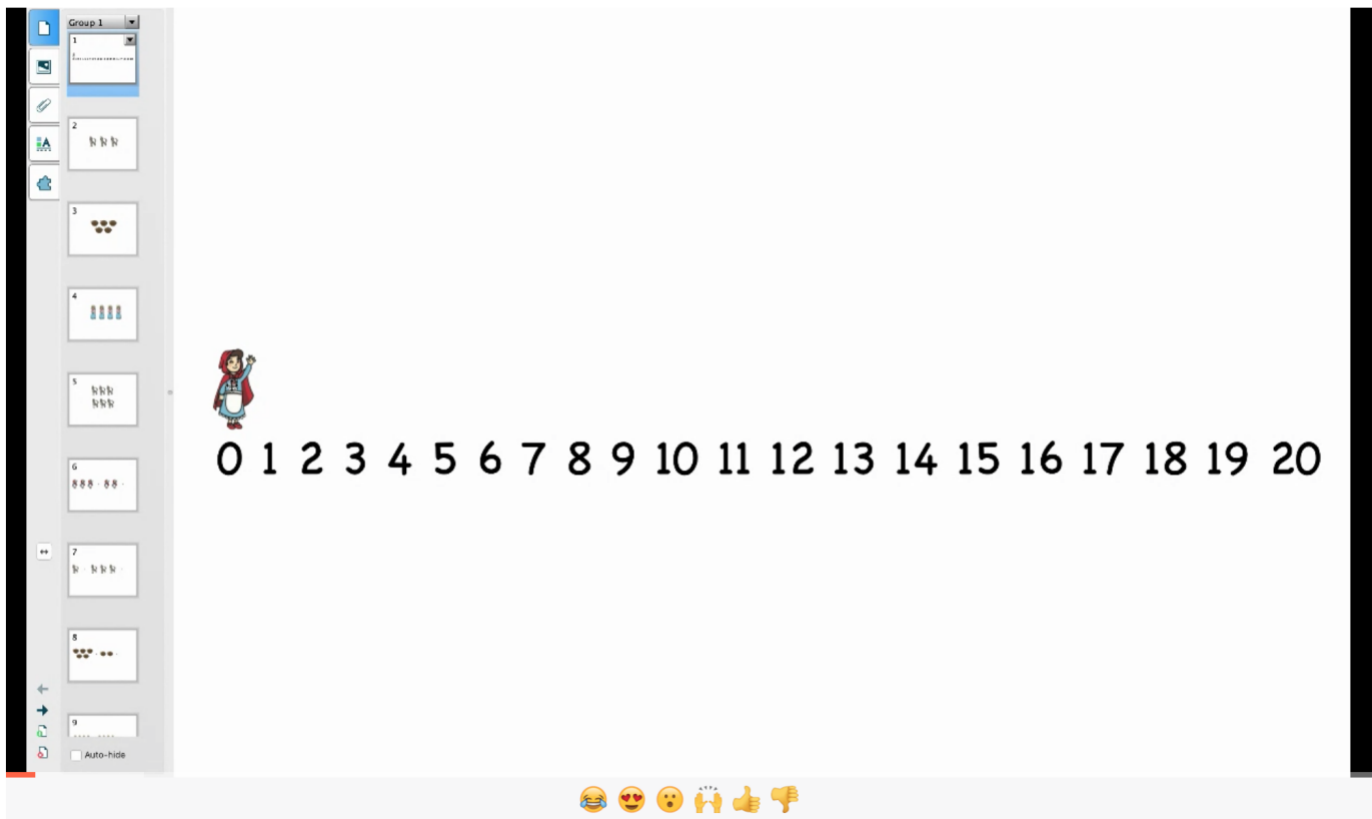
Maths

## What Numbers are Missing?



Watch this maths lesson video

<https://www.loom.com/share/f2d37c507a1640a3a0ff5124d532ae92>




This week practise subitising.

Subitising is when you look at a set of objects and tell how many there are without needing to count them. Put a small pile of objects down. Ask your child how many there are? They can count them to check if they would like.

## Physical Development

### Gross Motor Skills

Make an obstacle course at home and pretend you need to get from your house to Grandma's house through the deep dark woods.



### Fine Motor Skills

Fill a bucket or large bowl with warm water and some dishwashing liquid.

Encourage your child to explore making bubbles using different kitchen tools such as whisks and sieves. This will help build up their little hand muscles.



### Understanding the World

## All about Wolves

What do you already know about wolves?

What would you like to find out about wolves?



## Here is some fact –

- Wolves live in a group called a pack.



- A baby wolf is called a pup.
- All of the wolves in the pack help to look after the pups.
- Mother wolves feed their babies milk.





- All wolves howl. Scientist think they howl to talk to each other and to scare other wolves away.

- Wolves related to

dogs.



are

This

to

- Wolves are carnivores. means they only eat meat.
- They work together with their pack hunt.
- They can run really fast!

Write down something interesting about wolves.

## Finger Puppets

Fold a piece of paper over.



With the fold at the top, draw characters from the story.

Cut them out from the folded end, so you have a front and back.

Put sellotape down each side.



Have fun putting on a puppet show.



You will receive calls from myself, Shami or Joanne throughout the week.

Please keep an eye on the school twitter account as I will upload story and learning videos regularly to support with the activities set out for the week.

Hope you have a lovely week,

Love Beth