



# Fleet Primary School

Fleet Road Hampstead London NW3 2QT

Tel: 020 7485 2028


E-mail: [admin@fleet.camden.sch.uk](mailto:admin@fleet.camden.sch.uk)

Headteacher: Don McGibbon



## Learning from Home – Reception

# Super Stories

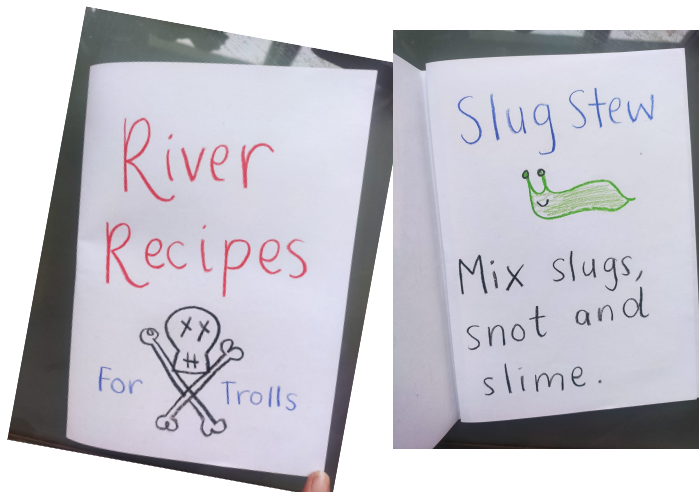


This week our learning is based on The Three Billy Goats Gruff.

As suggested last week, alternate 10/15 minutes of writing or phonics each day. Read everyday, exercise everyday and do a little bit of maths each day as well. Then choose something else to do such as an art activity. Keep up the name writing practise and letter formation too. We really need to try as much as possible to ensure the children are keeping up with their learning.

I would love to see what the children have been busy doing so please remember to send photos of your home learning to [admin@fleet.camden.sch.uk](mailto:admin@fleet.camden.sch.uk)

### Writing



## River Recipes for Trolls

Make a recipe book for trolls.  
Add to this over the week with more disgusting recipes.

### Reading

I have made two ebooks to read this week.

*The Three Billy Goats Gruff* and *The Waterhole*.


There are both PDFs to read or video versions where I have added some commentary.  
Please make sure you read these at least a couple of times each.

Reading everyday is really important!

## Phonics

This week, we will learn the sounds r and h.

I have made little videos for these songs too, please have a look at the home learning page.



<https://www.bbc.co.uk/bitesize/topics/zf2yf4j/articles/zfxsnrd>



R Scavenger Hunt.

How many things can you find in your house that start with or have the letter r?

What sound could you put at the end to make a word?

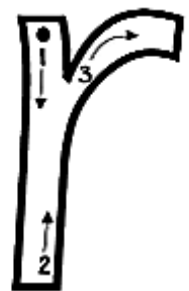
r	a	
---	---	--

r	e	
---	---	--

r	i	
---	---	--

r	o	
---	---	--


r	u	
---	---	--



Practise writing the letter r.









# Hh



<https://www.bbc.co.uk/bitesize/topics/zf2yf4j/articles/zvhvy9q>

What can you see that starts with h?



Read these words

hum

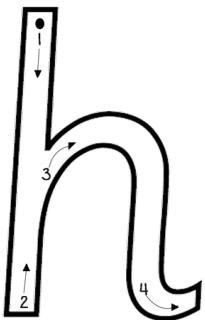
his

hut

hiss

hat

Practise writing the letter h





# Three Billy Goats Gruff Dice Game



Write a numberline from 1-20 and draw your character counters to race across the numberline.  
Roll the dice and move that many spaces.  
The winner is the first to get to 20.

Add your own rules -

For example -

If you roll a 1, you go back.

If you roll a 6, you have another go.

If the troll catches up to you, he gobbles you up!

Want to make it trickier?

Write a longer number line and use two dice and add these together.



## Counting with 1:1 correspondence

Spend some time this week practising counting a set of objects carefully with one to one correspondence. Help your child to carefully point to each object as the count.

## Physical Development

### Gross Motor Skills

# A-Z of Exercise Ideas

Pick a letter and try out some of these ideas.

You might like to try and think of your own exercise A-Z too.

**A** is for animal walk – walk like an animal

**B** is for balancing

**C** is for counting actions

**D** is for dancing

**E** is for egg and spoon races

**F** is for follow the leader

**G** is for gymnastic, roly-poly, balancing, twirls etc.

**H** is for hopping

**I** is for ice statues – when the music stops, freeze like an ice statue

**J** is for jumping

**K** is for kicks

**L** is for log jumps

**M** is for marching

**N** is for nighttime walks

**O** is for family Olympics

**P** is for pushing and pulling

**Q** is for quirky movements – what funny moves can you come up with?

**R** is for running

**S** is for standing on one leg

**T** is for target throwing

**U** is for under arm throw – make your arm like an elephant trunk

**V** is for vertical throws – how high can you throw something soft?

**W** is for wheelbarrow walks

**X** is for X jumping (star jumps)

**Y** is for yoga – try out some more cosmic kids videos

**Z** is for running in a zig-zag



### Fine Motor Skills

Fill a baking tray with flour, salt or sugar. Draw in it with your finger. Practice shapes, letters and your name.




# Bridges Around the World

There are some pretty cool bridges around the world! Do you recognise any of these?

If you were to design a bridge, what would you want it to look like.

Have a go making a bridge with some of your toys or pieces of cardboard.

Can it hold the weight of one of your small toys?



# Recycled Material Musical Instruments

Make a musical instrument with items you'd normally pop in the recycling bin.  
Here are some ideas...

Rubber band guitar




Paper plate shaker



Drum



Plastic pot shaker



Cymbal



Tin can drum



You will receive calls from myself, Joanne and Shami throughout the week.  
Please keep an eye on the school twitter account as I will upload story and learning videos regularly to support with the activities set out for the week.

Wishing you all good health,

Love Beth