



# Fleet Primary School

Fleet Road Hampstead London NW3 2QT

Tel: 020 7485 2028

E-mail: [admin@fleet.camden.sch.uk](mailto:admin@fleet.camden.sch.uk)

Headteacher: Don McGibbon



## Learning from Home – Reception

# Super Stories

It's a new term, so we have a new topic!

This term our learning will be based around super stories!

Stories that kids love and allow for lots of fun learning.

There will be a mixture of both traditional tales and modern texts that I believe the children will really enjoy.

This week our learning is based on The Gingerbread Man.

With young children we know little stints of learning regularly really helps them. I suggest alternating 15/20 minutes of writing or phonics each day. Read everyday and do a little bit of maths each day as well. Then choose something else to do such as an art activity. Keep up the name writing practise and letter formation too. We really need to try as much as possible to ensure the children are keeping up with this learning.



I would love to see what the children have been busy doing so please remember to send photos of your home learning to [admin@fleet.camden.sch.uk](mailto:admin@fleet.camden.sch.uk)

### Writing

## Happy New Year!

Make a Happy New Year card for a family member or friend.



### The Gingerbread Man




Listen to this Gingerbread Man song and look out for the video of me reading the story on twitter.

<https://www.youtube.com/watch?v=EoRrP12g6uk>

Once familiar with the story, make a zig zag book telling 4 key events.

Fold a piece of paper in half so it is a long strip then fold the strip into 4.



Make a front cover.

Don't forget to put your name on it!



Sequence what happens in the story through words and pictures.



## Reading

I have made two ebooks to read this week.

*We Love Bird* and *The Gingerbread Man*.


These are both saved as PDFs for now and commentary versions are to follow.

Please make sure you read these at least a couple of times each.

Reading everyday is really important!

## Phonics

This week, we will learn the sounds e and u.



# Ee

E as in egg

<https://www.bbc.co.uk/bitesize/topics/zf2yf4j/articles/zhqt6v4>

Go on a letter e scavenger hunt.  
How many things can you find in your house that start with or have the letter e in them?



Read these e words.



**bed**

twinkl.co.uk



**pet**

twinkl.co.uk



**red**

twinkl.co.uk



**pen**

twinkl.co.uk



**hen**

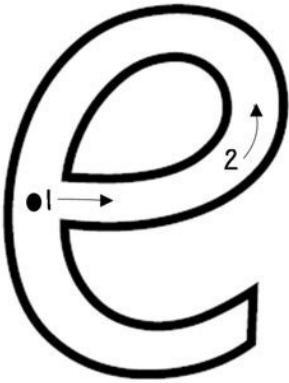
twinkl.co.uk



**ten**

twinkl.co.uk

Practise writing the letter e.



Make an egg pet.  
(You might want to boil your egg first 😊)



U as in up.

<https://www.bbc.co.uk/bitesize/topics/zf2yf4j/articles/zn2phbk>



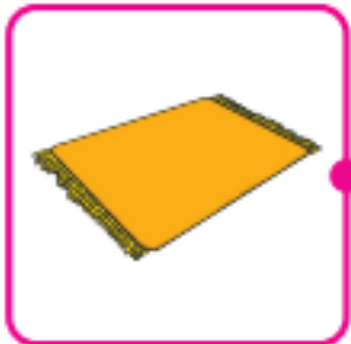
# CVC Word and Picture Matching 'u'



**rug**



**bug**

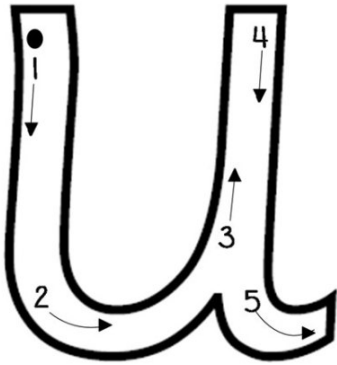


**bus**



**run**

Practise writing the letter u



## Maths

### Gingerbread Dice Game




Draw a gingerbread person outline.

Decide what decoration each number will be.

For example; 1 = an eye, 2 = another eye, 3 = a smile etc.

Roll the dice and add the corresponding decoration to your gingerbread person.




Is your child confident saying each number on the dice without needing to count? If not, spend time practising this.





How about using 2 dice and adding these together to decorate your gingerbread person?



## Count to 21

Crossing over 10s can be a bit tricky. Practise counting to 21, 31, 41 etc.





## Physical Development



### Gross Motor Skills

*Run, run, run as fast as you can!*

*You can't catch me I'm the Gingerbread Man!*

For your daily exercise, have running, jumping, skipping etc races with your family, or little time trials with yourself. Ask a grown up to time you and see if you can get faster.

Cosmic Kids Yoga on the Farm

<https://www.youtube.com/watch?v=YKmRB2Z3g2s>



### Fine Motor Skills

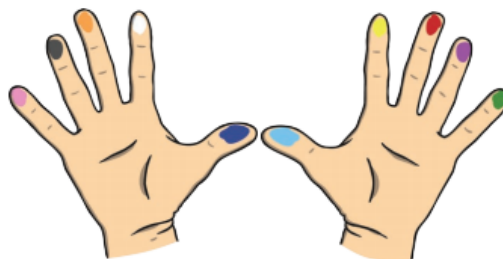
#### Fine Motor Skills

Use pegs to hang out washing on a washing line.  
How many pieces can you hang  
out using two pegs?



#### Fine Motor Skills

Use finger paints to make a fingerprint picture,  
painting or collage!



Fine Motor Skills

How quickly can you do up buttons or zips on a jacket or coat?



Remember to keep practising your name and get it really neat.

Understanding the World

The Gingerbread Man came across lots of farm animals.


What is your favourite farm animal?  
Do you know baby animal names?  
Learn them here...

<https://www.youtube.com/watch?v=cJg4YFtvOp8>



Learn more about what happens on a farm with this CBBC game -

<https://www.bbc.co.uk/games/embed/g7rh7b3d4q?exitGameUrl=https%3A%2F%2Fwww.bbc.co.uk%2Fcbcbabies%2Fgames%2Fdown-on-the-farm-a-year-on-your-farm>



# Gingerbread Paper Cutouts



Practise your folding and cutting skills by making some paper cut out gingerbread people.

Fold a strip of paper.

Draw your gingerbread person, making sure the arms touch the sides.

Cut it out.

Draw and decorate.



You will receive calls from myself and Joanne throughout the week.

Please keep an eye on the school twitter account as I will upload story and learning videos regularly to support with the activities set out for the week.

Wishing you all good health,

Love Beth