



Fleet Primary School

Fleet Road Hampstead London NW3 2QT


Tel: 020 7485 2028

E-mail: admin@fleet.camden.sch.uk

Headteacher: Don McGibbon



Learning from Home – Reception



Super Stories

This week our story is *The Little Red Hen*.

I would love to see what the children have been busy doing so please remember to send photos of your home learning to

admin@fleet.camden.sch.uk

Pizza Bread



Bread
Flour
Yeast
Salt
Water

Mix together then knead.
Bake.
Add your topping.

Writing

Recipe Writing

Write a recipe for your favourite baked good.

(This can be made up)

List the ingredients needed and how to make it.

Story Recount

Sequence *The Little Red Hen* story.

Fold a piece of paper in half to make a long strip. Then fold it into three so you have a section for what happens in the beginning, middle and the end.



Bug Club

www.activelearnprimary.co.uk

Username – Child's name and first letter of surname

For example – BethC


Password – reception21

School Code – tpgk

Reading

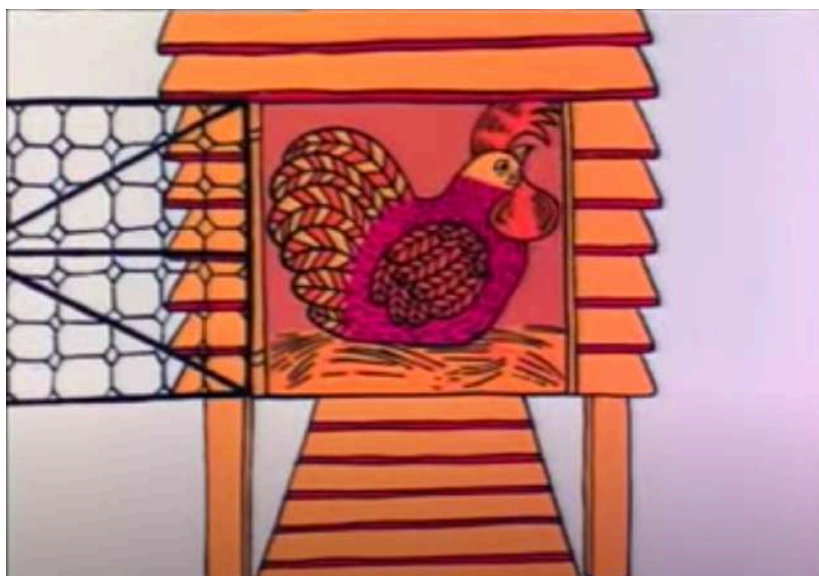
This week our reading will be on Bug Club.

Please also have a look at the reading video *I Can Help*



Do you know this classic story?

Rosie's Walk



<https://www.youtube.com/watch?v=UAdvuJ4H20>

See if you can read along with the story.

Phonics


Check out The Little Red N Alphablocks clip.

<https://www.youtube.com/watch?v=kJIuwFwW144>



This week, we will learn the sounds ll and ss.

Please have a look at the phonics videos to go along with each of these sounds.

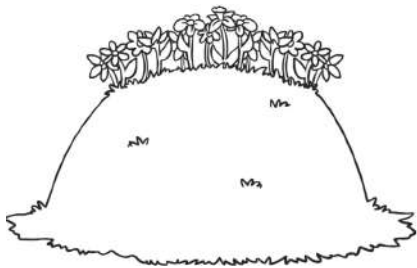


ll makes the same sound as l.

Read these ll words



bell



hill



ball



call

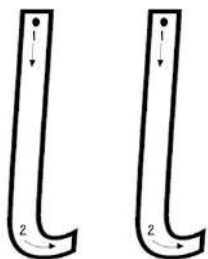


doll



bull

Practise writing ll





ss

ss makes the same sound as s.

Roll the dice and read a word from the row.



mass

Tess

less



hiss

kiss

mass



fuss

boss


pass



kiss

pass

fuss



fuss

mess

kiss


Read these ss words



pass




class



glass



dress




Maths

Subtraction


A mouse has been stealing the Little Red Hens grains.

He has been taking them away to eat!

– This means take away or subtraction.



You have 3 grains, the mouse takes 2 away,
how many do you have left?



Count how many grains there are and then take away.

You could use your fingers to help you, or you could cross the grains out on the page.



$$- 3 =$$



$$- 4 =$$



$$- 2 =$$



$$- 1 =$$



$$- 4 =$$



$$- 5 =$$

Writing Number Sentences

Using a set of objects, practise taking away.

Write a number sentence to go with each.

Using real life objects really helps develop understanding of what subtraction is and means.



Handa's Hen

This is a beautiful counting story focusing on numbers 1-10.
Count the animals as you watch the clip.

<https://www.youtube.com/watch?v=-9FZqXlCBqE>

Physical Development

The Chicken Dance

<https://www.youtube.com/watch?v=kiK0QvDtoWU&t=77s>




Fine Motor Skills

Here are some lovely fine motor activities. It would be great to try a few of these each week. These types of activities help build the muscles in hands in preparation for writing.

- Play with puzzles.
- Make playdough snakes.
- Use tweezers to pick up small objects.
- Pick up coins and put in a bank.
- Make toothpick sculptures with marshmallows.
- Use a hole punch to make designs in a piece of paper (kids LOVE this one).
- String pasta onto wool.
- Shred paper by tearing it into strips.
- Play any game where you have to shake dice.
- Finger paint (use corn starch, food coloring and water for homemade finger paints)
- Sort small items such as beads.
- Play with interlocking blocks like Legos.
- Perform finger play songs ie Itsy Bitsy Spider.
- Paint a picture using cotton buds.
- Wrap small boxes with wrapping paper.
- Colour in a picture using small crayons.
- Build towers with small blocks.
- Use spoons to transfer small objects from one dish to another.
- Cut out pictures and glue on paper to make a collage.
- Cut out different shapes and make a collage.
- Cut out strips of paper and make a paper chain.
- Use cookie cutters for stencils.
- Create a paperclip chain.
- Play tic tac toe with raisins or small beads.
- Tape paper on the wall and draw a picture.
- Hang doll clothes up on a pretend play clothes line.
- Use a spray bottle with water.
- Play with finger puppets.
- Make a paper airplane.
- Cut up a picture into pieces to make your own puzzle.
- Practice tying your shoes.
- Colour a design on paper, fold it and make a fan.
- Play a hand clapping game with a friend.
- Draw a self portrait.
- Make confetti by tearing up recycled paper.



Handwriting



All of these letters start with a c shape.

c o, a, d, g, s q

To warm up for handwriting, practise drawing lots of anticlockwise circles in the air using your finger, your arm, your head etc – use your body to help get the anticlockwise motion locked in.

Trace over each of these letters



Practise on paper

On your own piece of paper, practise writing each of these letters. The more you practise, the easier they will become.

Sensory practise

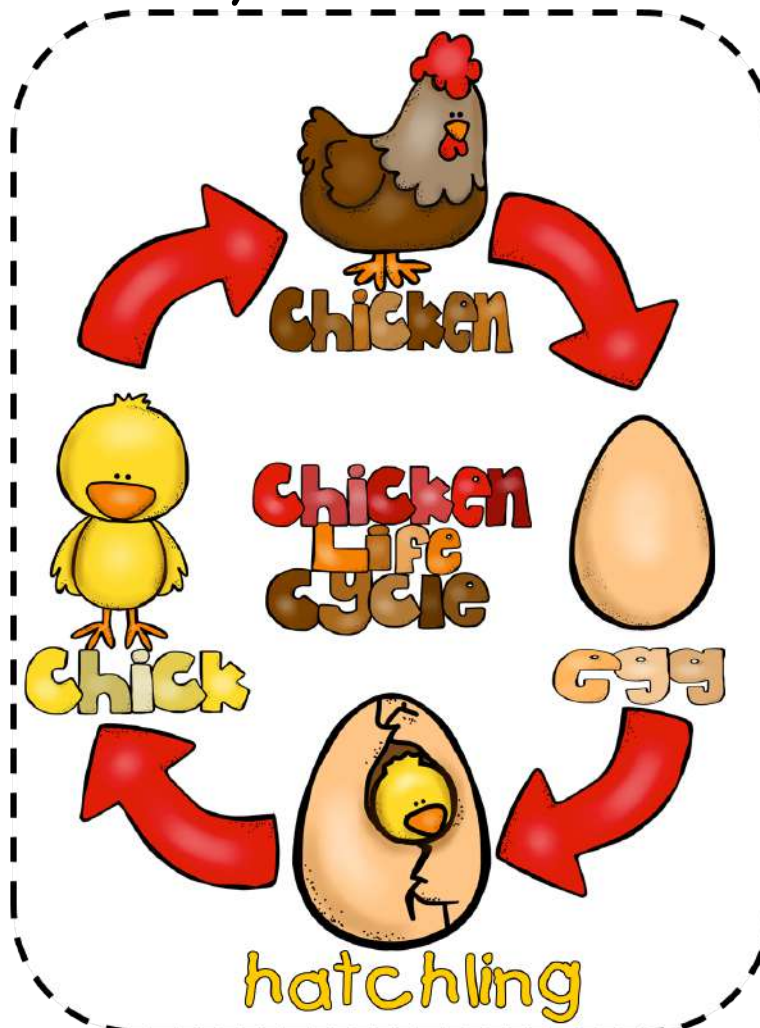
Paint letters, draw letters in a salt tray, make them out of dough, write the letter with a squirting water bottle etc

Drawing on backs

Draw one on these letters on your child's back. Can they guess what it is?
Swap over and get them to draw a letter on your back.

Understanding the World

Life Cycle of a Chicken



Baby chickens hatch out of an egg.

All birds come from eggs.

<https://www.youtube.com/watch?v=mhnmK4tcKTE>



Do you know of any other animals that hatch from an egg?

<https://www.youtube.com/watch?v=FeCzAuLpSqQ>



Draw the life cycle of a chicken, or another animal that hatches from an egg that you are interested in.



Folk Art

Warm up for drawing by making some of these marks



Draw a chicken or chickens with black outlines.
Colour it with patterns or a strong, bold colour.
Colour in the background with lots of lovely bright colours.
Try and fill your whole page.



Singing –

Here are some fun traditional tale songs –

<https://www.youtube.com/watch?v=RtwQ8K29yE0>



https://www.youtube.com/watch?v=WR4L_t6IAfc



<https://www.youtube.com/watch?v=EoRrP12g6uk>



<https://www.youtube.com/watch?v=cz5CCUqaFuU>



<https://www.youtube.com/watch?v=cz5CCUqaFuU>



You will receive calls from Shami and myself throughout the week.
Please keep an eye on the school website as I will upload story and learning videos regularly to support with the activities set out for the week.

We will have another zoom meeting on Thursday at 11.00am using the same link as last week.
That was my first time hosting a zoom so thanks for your patience. It was so lovely seeing lots of smiling faces!

For the zoom this week, the children can share their favourite soft toy with the class.
We will have a couple more songs, followed by a story.

Have a lovely week,

Love Beth