



Fleet Primary School

Fleet Road Hampstead London NW3 2QT

Tel: 020 7485 2028

E-mail: admin@fleet.camden.sch.uk

Headteacher: Don McGibbon




Learning from home - Nursery Topic – Tell me a story!

This term our topic is based around story telling. We will be focusing on traditional tales such as The Gingerbread Man, Goldilocks and the Three Bears and The Three Little Pigs. Whilst this is obviously not the way we would like to begin the topic, we are planning on continuing to cover some of our focus stories through home learning. This will be a combination of activities you may like to do with your child for all areas of the curriculum, internet video links to learning opportunities and videos of Nicola and Rebecca reading stories, demonstrating activities and focused learning tasks. Please look through the information below and select activities you are able to do with your child. We do not expect for everything to be done and have instead tried to give you a range of fun learning opportunities to choose from that are accessible in the home environment. **As in nursery, some links and activities can be revisited regularly so we will leave some links and ideas in place. New content will be added in red to help you locate it easily.**

Please email any queries and examples of things your child has been doing at home to admin@fleet.camden.sch.uk so we can see what you have been doing together. We will add examples of home learning to your child's profile as a record of what they have done during this period. Thank you.

This week our focus story is The Little Red Hen.



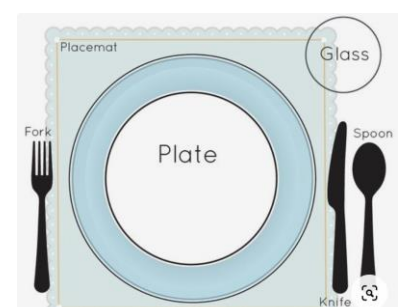
Personal, Social and Emotional Development

We are enjoying our phone calls with you very much. It has been lovely to hear what you have been up to! Calls will continue each week. Either Nicola, Margaret or Rebecca will call on Tuesdays and Thursdays for a quick chat. It would be lovely to speak to your child in these phone calls too, if they are willing.

Listen to Nicola reading The Little Red Hen.

<https://vimeo.com/500817283>

When the Little Red Hen asked her friends, the dog, goose and cat to help her make the bread they all said they were busy. What could you



do to help at home? Could you make your bed each morning and help to put the toys away when you've finished playing with them?

The Little Red Hen is a great story for talking about sharing. The Little Red Hen didn't want to share her bread. Why not? What would you do?

Maybe you could help set the table for your meals? What cutlery are you going to need to eat with?



If your child has questions about the Coronavirus pandemic, CBeebies have made a special Get Well Soon on the subject, where Dr Ranj explains about the virus
<https://www.bbc.co.uk/iplayer/episode/p08bmd70/get-well-soon-coronavirus>

Physical Development

Joe Wicks is back this week. He is running PE workouts for children on Mondays, Wednesdays and Fridays at 9am. They are a great way to start your day and get some exercise!

<https://www.youtube.com/watch?v=Rz0go1pTda8>

We hope you have been enjoying doing some yoga at home. It is great for balancing and stretching. Here is a link to some farm themed yoga to try... <https://www.youtube.com/watch?v=YKmRB2Z3g2s>

If you need some inspiration, there are lots of ideas to get active here;

<https://www.fleet.camden.sch.uk/ckfinder/userfiles/files/Home-Learning/Nursery/Physical-Activity-Ideas.pdf>




Try making some bread just like The Little Red Hen. Here is a recipe that is a good place to start if you have never made bread before <https://www.bbcgoodfood.com/recipes/easy-bread-rolls> Bread needs lots of kneading and mixing - great for developing hand and arm strength!

In Nursery, we make toast every Friday. The children have their own knife to butter their bread or spread their jam. If you are having toast at home, include your child when making it. They are developing great knife skills so it would be great to continue this at home. Thank you!

It is really important to keep developing fine motor control too. There are lots of activities to try with items you may have at home, such as sorting into baking trays, threading through the holes in a colander or using pegs to attach to things or pick small objects up...



Try and get some time outside if you can. The Heath is just on your doorstep and is a great place to explore. Find trees to climb, spot any wildlife that is about and feed the hungry ducks. There are examples of games to play, skills to develop and activities to do here, if you need some inspiration <https://www.bbc.co.uk/cbeebies/shows/footy-pups>



Carry on practising your cutting skills at home – imagine the scissors are like a crocodile's mouth and remember the rhyme to help you hold the scissors correctly - 'Fingers on the bottom and the thumb on top, open the mouth and go chop, chop, chop!'

Parents, this could be the right time to encourage your child to hold their pencil correctly if they need a reminder. If your child is doing lots of mark making but struggling to hold their pencil correctly, there are some tips here to help <https://www.youtube.com/watch?v=skH32KwdirU>



Dough Disco

If you do make some bread this week, pop on some dough disco tunes while you knead the dough!

We enjoy having dough discos at nursery. As well as being fun, they are a great way of developing hand strength and co-ordination - both very important for developing writing skills.

Have a dough disco at home! Pop on some music and squish any dough you have! You can easily make dough at home too - <https://theimaginationtree.com/best-ever-no-cook-play-dough-recipe/>

Some of our favourite dough disco songs:

<https://www.youtube.com/watch?v=zJQ2CaA7E50>

<https://www.youtube.com/watch?v=i-lfzeG1aC4>

<https://www.youtube.com/watch?v=DrBsNhwxyzgc>

<https://www.youtube.com/watch?v=KSBO8N4ctJg>

<https://www.youtube.com/watch?v=BOLR3pQt8zg>

<https://www.youtube.com/watch?v=BOLR3pQt8zg>

<https://www.youtube.com/watch?v=o9D5IfqZF3o>

<https://www.youtube.com/watch?v=aAo2h36DVfA>

Here is a playlist of familiar pop songs you might like to use for a dough disco at home

https://www.youtube.com/playlist?list=PL16OPbE3RaSgoxvrpFBj4gkyt26_aMf0V



Don't forget that you can have a dough disco with any music though. Pop on your favourite tunes and get squishing! It is so useful for developing hand strength for writing!

Health and Self Care

Encourage your child to use their cutlery to feed themselves. Show them how to use their knife to cut their food - soft foods like fishfingers are a good place to start.



If your child enjoys learning about the human body and medicine, you may want to watch some Get Well Soon Hospital together

<https://www.bbc.co.uk/iplayer/episodes/b09201xt/get-well-soon-hospital>

It is such a great skill to be able to do up your own coat! When you are going out for a walk, try doing it yourself, Nursery. Put your coat on by lying it on the floor, standing by the hood, put your arms in the sleeves and flip it over your head! Now try and do the zip or buttons too. Great job! Remember to wrap up warm when you go outside – here's a good song to help you get ready to go out.

https://www.youtube.com/watch?v=-jBfb33_KHU

It is important for everyone to find time to relax and calm down each day. Listen to some relaxing music and have some quiet time. Take some deep breaths and think about what you have enjoyed today.

<https://www.bbc.co.uk/iplayer/episode/p062glb7/daydreams-cbeebies-wind-down>

Can you practise getting dressed in the morning? Try to put on your own clothes.

Here is a great hand washing song as we all need to make sure we are washing our hands to stay healthy

<https://www.youtube.com/watch?v=dDHJW4r3eIE>



We should all brush our teeth in the morning and at night time for two minutes. This song is all about brushing our teeth and lasts two minutes - try brushing your teeth while you watch!

https://www.youtube.com/watch?v=wCio_xVlgQQ

Remember to use pea sized amount of toothpaste.

Reading

Watch the video of Nicola reading The Little Red Hen

VIMEO LINK

What happens in the story? Talk together about the events and the



characters. How do you think the Little Red Hen felt when she asked her friends, the dog, goose and cat to help her and they said no. How do you think they felt at the end of the story when she ate the bread all by herself?

Here are 2 stories about characters showing us how to be good friends or making new friends.

Listen to Mr Big read by Rebecca here <https://vimeo.com/402261147>

Listen to Pip and Posy and the New Friend read by Nicola here <https://vimeo.com/437434829>

Find some of your favourite stories at home and share them together. Cuddle up and enjoy talking about the pictures and events in the books. Maybe you could try doing silly voices for the characters or acting the story out?

Bedtime can be a special time of the day to share a story. Here are some tips for reading bedtime stories.

<https://www.penguin.co.uk/articles/children/2018/tips-to-master-bedtime-reading-from-the-booktrust.html>

If you want to listen to other stories, watch our other story videos on our Nursery page and there are lots more to watch on the CBeebies bedtime stories page <https://www.bbc.co.uk/iplayer/episodes/b00jdlm2/cbeebies-bedtime-stories>



Phonics

Sound of the week - s

This week we are going to start to learn some sounds. We are going to begin with s as in snake, sun and six and will introduce a new one each week.

You can watch a video about our new sound and how to write it on the nursery page of the website.

You can listen to a song about s here <https://www.youtube.com/watch?v=APts0BQiOLAd>

Can you sing along and weave your hand in a s shape and say ssssss?

Can you have a look around your home and find any objects that begin with the s sound? Maybe you could send us a photo so we can see too.

Keep practising your rhyming! Watch Rebecca find some rhymes from our focus story The Little Red Hen - can you help her? <https://vimeo.com/500537014>

Here's another rhyming video with more silly soup! <https://www.youtube.com/watch?v=1KHrgXrlyH8>

We have been working on identifying and creating sounds. Try to use your body to make sounds - have a



go at some body percussion <https://www.youtube.com/watch?v=sW2DY1OpgrI>
<https://www.youtube.com/watch?v=QOh1P1ZcTaU>
<https://www.youtube.com/watch?v=QgBHPT5uTP8&list=PLm2RM2K7CuCSfq278KRAJYGjq29ngs03M&index=2>

Watch The Alphablocks tell the story of The Little Red Hen

<https://www.bbc.co.uk/iplayer/episode/b01n8jk3/alphablocks-series-3-5-little-red-n>

We have also been practising identifying different sounds. Play a game where you have to guess the sound.

<https://www.youtube.com/watch?v=PiDcUIYncCA>

https://www.youtube.com/watch?v=Z2A6Ca_HZUQ

<https://www.youtube.com/watch?v=rbzJmQhqePA>

<https://www.youtube.com/watch?v=3JA2yR8ZMzc>



You can do your own version easily at home. Find some objects that make noise. Take turns to make the sound while the other person closes their eyes and tries to guess the sound.

Rhyme of the Week

Last term we learned lots of different rhymes and poems with accompanying actions. The children learned lots of them by heart.

Our new rhyme is called A Little House <https://vimeo.com/500480050>
Please find time to learn this rhyme with your child. Rhymes are such a fantastic way of developing vocabulary, rhythm of speech and can lead to good reading behaviours later on.



Here are the links to the ones we know already. Please keep practising these regularly if you can.

Leaves are Falling <https://vimeo.com/497810518>

Breezy Weather <https://vimeo.com/497814462>

Wise Old Owl <https://vimeo.com/497836290>

Five Little Pumpkins <https://vimeo.com/497831863>

Pointy Hat <https://vimeo.com/497827013>

Chop Chop <https://vimeo.com/497804596>

Falling Apples <https://vimeo.com/497822687>

Popcorn <https://vimeo.com/497953922>

Writing

Watch the s video with Nicola to help you write the letter s. Remember rhyme to help you write it is 'Slither down the snake'.

Find lots of different ways to try to write the letter that aren't just on paper to help you child get used to making the letter shape. You could practise in the bath, in the air, write with a stick if you go outside. Please don't worry if your child is finding this tricky praise your child for their efforts and help them to learn the rhyme.




Can you have a go at writing or drawing the recipe you use for making bread? If you don't make bread, you could draw pictures from the story to show what the Little Red Hen did to make her bread. First she planted the wheat, then she cut the wheat. After that, she took the wheat to the mill, next she made the bread and finally, she ate it. Yummy!

Listen to a different version of the story Little Red Hen makes a Pizza

<https://vimeo.com/500423895>

The Little Red Hen probably needed to make a shopping list when she made the pizza - can you make a shopping list too? What do you need to buy from the shops? You could draw pictures or write sounds to show what you need. Maybe you could get the ingredients to make a pizza like in the story?



The children were making such great progress with their mark making and writing before the holidays and we would really like to keep this going. Try to do lots of mark making at home if you can. It is best for children to have a reason to draw and write so try to involve them in any writing you do - birthday cards, shopping lists etc.




Message Monster is really missing having the children write to him and hide messages around Nursery! Why not do some secret messages for your family instead? On scraps of paper, make notes for your family and hide them – maybe put them in the fridge, in someone's shoes, under a pillow? What does your secret message mean? Here are some ideas of symbols you could use. Remember to give your secret message a meaning. Could you draw a

symbol that means 'I love you' or 'Please can I have a snack?'

Rebecca has been writing secret messages for her family at home. Watch by following this link

<https://vimeo.com/402249718>



There are lots of fun ways to make marks. Here are lots of ideas to keep you busy!

<https://www.fleet.camden.sch.uk/ckfinder/userfiles/files/Home-Learning/Nursery/Mark-Making.pdf>

Maths

Numbers

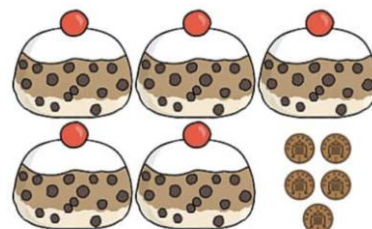


Let's play another number game this week. Watch Rebecca show you how to play 'Roll and Colour' - to play, you will need some paper, 2 colouring pens and a dice or a dice app on a phone. There are many free dice apps available.

<https://vimeo.com/500609903>

Do some counting with Nicola when you sing along with 5 Currant Buns

<https://vimeo.com/401981210>



Here is a counting story to listen to and Rebecca shows you how to use your careful counting finger to count! <https://vimeo.com/415594556>

Can you practise recognising numerals? Look for numbers around your house and when you go outside. Look on doors, on buses and signs. Which numerals can you spot?

Practise counting with numeral cards here <https://vimeo.com/411401618>

Here are some of our favourite counting songs...

<https://www.youtube.com/watch?v=dk9Yt1PqQiw> (10 Little Numbers)

<https://www.youtube.com/watch?v=DR-cfDsHCGA> (Counting to 10)

<https://www.youtube.com/watch?v=HkkYaj0m6cg> (Funky Count to Ten song)

<https://www.youtube.com/watch?v=6RfIKqkvHTY> (Zero Superhero)

Some counting songs to join in with <https://www.youtube.com/watch?v=7D4K9oi7oBM>

Learn the Days of the week with a song <https://vimeo.com/400924659>

Shapes

Our shape of the week is a square.



A square is a shape with 4 straight sides that are all the same length. Can you see any around you? How many can you find in your house?

Nicola will tell you all about squares here <https://vimeo.com/413905900>

Can you take some photos of the squares you can find in your house?




This is a piece of art called The Snail by Henri Matisse. He has used shapes to make a picture. Can you see the snail?

Can you make your own shape picture? What shapes will you use? What will your picture show? Don't forget to email a photo of your picture - we would love to see it!


Watch a square song – don't forget to dance!

<https://www.youtube.com/watch?v=TdcHzquaMh8>



Watch another square song – don't forget to draw a square in the air.

<https://www.youtube.com/watch?v=rb8Y38eilRM>



Here's one of our favourite Sesame Street songs – counting 4, as a square has 4 sides!

<https://www.youtube.com/watch?v=fZ9WiuJPnNA>

Understanding the World



Maddie Moate is making breakfast. She shows us how kernels of wheat are turned into flour, just like the Little Red Hen did when she took the flour to the mill.

<https://www.bbc.co.uk/iplayer/episode/b080st42/maddies-do-you-know-series-1-20-eggs-and-bread>

Watch a really interesting video about how bread is made

<https://www.youtube.com/watch?v=yzqsdUJbDOK>

There are many different kinds of breads from all around the world. Here a little boy called Lewis makes some Challah bread from Israel <https://www.bbc.co.uk/iplayer/episode/b09vbn26/my-world-kitchen-series-1-9-lewiss-israeli-chocolate-challah-bread>

What kind of breads have you tasted before? Can you find out where they come from? Look on this map of the world to help you.



Can you find out about hens and chickens? A hen is a girl chicken. Maybe you could make a lifecycle of a chicken like this...

Watch these programs to find out more about chickens and how to look after them <https://www.bbc.co.uk/iplayer/episode/b09qjbhj/ferne-and-rorys-vet-tales-series-1-4-eggwina-the-chicken>

<https://www.bbc.co.uk/iplayer/episode/b08hzqx5/down-on-the-farm-series-2-14-parsnips-and-chickens>

Mr Tumble and Justin are finding out about farms...

<https://www.bbc.co.uk/iplayer/episode/m000f4bt/something-special-were-all-friends-series-12-4-down-on-the-farm>



If you are looking for some new recipes to try, there is a fantastic programme on CBeebies where children cook different foods from their culture. Take a look here...

<https://www.bbc.co.uk/iplayer/episodes/b09r7th9/my-world-kitchen>

Some useful websites for home learning

<https://www.fleet.camden.sch.uk/ckfinder/userfiles/files/Home-Learning/Nursery/EYFS-websites.pdf>

If you are looking for suitable apps for your child, this may be useful.

<https://www.fleet.camden.sch.uk/ckfinder/userfiles/files/Home-Learning/Nursery/iPad-Apps-for-EYFS-home-learning.pdf>

Expressive Arts and Design



There are lots of ways to make your own Little Red Hen.

If you have a paper plate at home, you could make your own Little Red Hen like this one.



You could use your hand to paint Little Red - remember to wash your hands straight away afterwards!

Or you could use a toilet roll tube...



Hen

What other ways can you make the Little Red Hen - send a photo of your creations please!

A baby chicken is called a chick. Zayn made some fantastic chicks last week - maybe you might like to make some too? Thank you for the great idea, Zayn!



Can you act out the story of The Little Red Hen? Who will you be?

You could try and make a windmill at home like this one...

Making salt dough is great fun and super easy to do at home.




Dutch Windmill Craft



Mix together a batch of salt dough (2 cups of plain flour, 1 cup of salt, 1 cup of water) and make models. If you add food colouring when you are making the dough, it will colour your creations or you can paint or draw on the models once they have been cooked (bake in a low oven for 3-4 hours or leave out to dry for a day or so). What will you make?

Mister Maker is in lockdown too! He is making a programme from home to give us all lots of ideas for making and being creative while at home. Take a look here...

<https://www.bbc.co.uk/iplayer/episodes/m000k4wg/mister-maker-at-home>



For some role play ideas to try at home

<https://www.fleet.camden.sch.uk/ckfinder/userfiles/files/Home-Learning/Nursery/Role-Play-Ideas.pdf>

There are lots more ideas here for creative play and exploration

<https://www.fleet.camden.sch.uk/ckfinder/userfiles/files/Home-Learning/Nursery/Creative-Play-Ideas.pdf>

Dance and Music

We love to dance and sing in nursery – watch the videos below and remember to join in.

Andy and the Band sing a song all about chickens and eggs

<https://www.bbc.co.uk/iplayer/episode/p08i3q0b/andy-and-the-band-songs-hey-there-chicken>

Get dancing with Oti from Strictly Come Dancing on Boggie Beebies

<https://www.bbc.co.uk/iplayer/episodes/m000jsds/otis-boogie-beebies>

Learn about musical instruments with Yolanda

<https://www.bbc.co.uk/iplayer/episodes/p06vc6tb/yolandas-band-jam>

Old MacDonald had a Farm

<https://www.youtube.com/watch?v=6HzoUcx3eo&t=0s&list=PLkHImRetnpDqCnPjdb7ngterJpgwr3EP&index=10>

I had a silly chicken song - This song is so funny! Listen to all the different eggs the chicken lays!

<https://www.youtube.com/watch?v=sjlqSxtIzBg>

Learn how to do the Chicken Dance! <https://www.youtube.com/watch?v=ZSx7jADMLc8>

Banana Banana Meatball

<https://www.youtube.com/watch?v=BQ9q4U2P3ig&list=PLYy5je71sMB2okYgQMoxvJqR-o8TAEJhC&index=4>

Elephants have wrinkles <https://www.youtube.com/watch?v=KJonGSbUWXE>

Move and Freeze <https://www.youtube.com/watch?v=388Q44ReOWE>

Learn and practise nursery rhymes, for example Five Little Ducks, Mary had a Little Lamb.

<https://www.bbc.co.uk/cbeebies/curations/nursery-rhymes>



Most of all...

We hope you are enjoying time as a family. Hopefully we will all be back at nursery soon but until then take care, stay safe, have fun...and remember, CBeebies is always there when you need a break! ;-)

