



Fleet Primary School

Fleet Road Hampstead London NW3 2QT

Tel: 020 7485 2028

E-mail: admin@fleet.camden.sch.uk

Headteacher: Don McGibbon



Learning from home - Nursery Topic – Tell me a story!

This term our topic is based around story telling. We will be focusing on traditional tales such as The Gingerbread Man, Goldilocks and the Three Bears and The Three Little Pigs. Whilst this is obviously not the way we would like to begin the topic, we are planning on continuing to cover some of our focus stories through home learning. This will be a combination of activities you may like to do with your child for all areas of the curriculum, internet video links to learning opportunities and videos of Nicola and Rebecca reading stories, demonstrating activities and focused learning tasks. Please look through the information below and select activities you are able to do with your child. We do not expect for everything to be done and have instead tried to give you a range of fun learning opportunities to choose from that are accessible in the home environment. **As in nursery, some links and activities can be revisited regularly so we will leave some links and ideas in place. New content will be added in red to help you locate it easily.**

Please email any queries and examples of things your child has been doing at home to admin@fleet.camden.sch.uk so we can see what you have been doing together. We will add examples of home learning to your child's profile as a record of what they have done during this period. Thank you.

This week our focus story is Hansel and Gretel.



Personal, Social and Emotional Development

We are enjoying our phone calls with you very much. It has been lovely to hear what you have been up to! Calls will continue each week. Either Nicola, Margaret or Rebecca will call on Tuesdays and Thursdays for a quick chat. It would be lovely to speak to your child in

these phone calls too, if they are willing.



We have made lots of new friends in Nursery and we know you are missing each other. Maybe make a picture for one of your nursery friends to give to them when we go back to school. Can you talk with your family about how to be a good friend?

Nicola has a great story about making a new friend. It's a Pip and Posy story. Watch it here. <https://vimeo.com/437434829>

Maybe you could make a family Wishing Jar? What will your wish be? Ask a grown up to write yours down and you could draw your wish or decorate it. Ask your family what their wishes are for the year too. Get an old jar or container, and a grown up or older sibling to help you decorate it. You could add more wishes when you think of them and all open it up the Wishing Jar at the end of the year to see how many have come true. When we talk to you this week it would be lovely to hear your wish.



If your child has questions about the Coronavirus pandemic, CBeebies have made a special Get Well Soon on the subject, where Dr Ranj explains about the virus <https://www.bbc.co.uk/iplayer/episode/p08bmd70/get-well-soon-coronavirus>

Physical Development

Joe Wicks is back this week. He is running PE workouts for children on Mondays, Wednesdays and Fridays at 9am. They are a great way to start your day and get some exercise! <https://www.youtube.com/watch?v=Rz0go1pTda8>

Try some witch themed yoga here https://www.youtube.com/watch?v=GK_AM2GJmBM


If you need some inspiration, there are lots of ideas to get active here; <https://www.fleet.camden.sch.uk/ckfinder/userfiles/files/Home-Learning/Nursery/Physical-Activity-Ideas.pdf>

It is really important to keep developing fine motor control too. Threading is great for hand/eye co-ordination. If you have beads, straws or anything with a hole, you can thread them onto string or pipe cleaners to make bracelets. Another fun activity is threading Cheerios onto



uncooked spaghetti! How many can you get on your spaghetti?

Try and get some time outside if you can. The Heath is just on your doorstep and is a great place to explore. Find trees to climb, spot any wildlife that is about and feed the hungry ducks. There are examples of games to play, skills to develop and activities to do here, if you need some inspiration <https://www.bbc.co.uk/cbeebies/shows/footy-pups>



Carry on practising your cutting skills at home – imagine the scissors are like a crocodile's mouth and remember the rhyme to help you hold the scissors correctly - 'Fingers on the bottom and the thumb on top, open the mouth and go chop, chop, chop!'

Parents, this could be the right time to encourage your child to hold their pencil correctly if they need a reminder. If your child is doing lots of mark making but struggling to hold their pencil correctly, there are some tips here to help

<https://www.youtube.com/watch?v=skH32KwdirU>



Dough Disco

We enjoy having dough discos at nursery. As well as being fun, they are a great way of developing hand strength and co-ordination - both very important for developing writing skills.

Have a dough disco at home! Pop on some music and squish any dough you have! You can easily make dough at home too - <https://theimaginationtree.com/best-ever-no-cook-play-dough-recipe/>

Some of our favourite dough disco songs:

<https://www.youtube.com/watch?v=zJQ2CaA7E50>

<https://www.youtube.com/watch?v=i-IfzeG1aC4>

<https://www.youtube.com/watch?v=DrBsNhwzgc>

<https://www.youtube.com/watch?v=KSBO8N4ctJg>

<https://www.youtube.com/watch?v=BOLR3pQt8zg>

and some more...

<https://www.youtube.com/watch?v=BOLR3pQt8zg>

<https://www.youtube.com/watch?v=o9D5lfqZF3o>

<https://www.youtube.com/watch?v=aAo2h36DVfA>

Here is a playlist of familiar pop songs you might like to use for a dough disco at home

https://www.youtube.com/playlist?list=PL16OPbE3RaSgoxvrpFBj4gkyt26_aMf0V

Don't forget that you can have a dough disco with any music though. Pop on your favourite tunes and get squishing! It is so useful for developing hand strength for writing!



Health and Self Care

Hansel and Gretel is a great opportunity to talk to your child about healthy and unhealthy foods. Maybe you could make a healthy version of the witch's house. What would you include? Maybe draw a picture of the healthy house – we would love to see it!



It is such a great skill to be able to do up your own coat! When you are going out for a walk, try doing it yourself, Nursery. Put your coat on by lying it on the floor, standing by the hood, put your arms in the sleeves and flip it over your head! Now try and do the zip or buttons too. Great job!

Remember to wrap up warm when you go outside – here's a good song to help you get ready to go out. https://www.youtube.com/watch?v=-jBfb33_KHU

It is important for everyone to find time to relax and calm down each day. Listen to some relaxing music and have some quiet time. Take some deep breaths and think about what you have enjoyed today. <https://www.bbc.co.uk/iplayer/episode/p062glb7/daydreams-cbeebies-wind-down>

Can you practise getting dressed in the morning? Try to put on your own clothes.

Here is a great hand washing song as we all need to make sure we are washing our hands to stay healthy <https://www.youtube.com/watch?v=dDHJW4r3eIE>



We should all brush our teeth in the morning and at night time for two minutes. This song is all about brushing our teeth and lasts two minutes - try brushing your teeth while you watch! https://www.youtube.com/watch?v=wCio_xVlgQ0
Remember to use pea sized amount of toothpaste.


Reading

Watch the animation of Hansel and Gretel <https://www.youtube.com/watch?v=xKcDbgxeiTm> and listen to Nicola reading the story on the Nursery page.

What happens in the story? Talk together about the events and the characters – Where is the story set? Who is in the story? How would you feel if you were lost in the forest? How do you think Hansel and Gretel felt when they saw the house made of sweets?

Here's another story about a witch, Room on the Broom read by Nicola

<https://vimeo.com/498080332>



If you haven't had a chance yet, why not take part in a book scavenger hunt! Look for different things in books you have at home

<https://www.fleet.camden.sch.uk/ckfinder/userfiles/files/Home-Learning/Nursery/Spring%202021/Book%20Scavenger%20Hunt.pdf>

Listen to Night Monkey, Day Monkey read by Nicola here <https://vimeo.com/401979705>

Listen to Little Rabbit Foo Foo read by Rebecca here <https://vimeo.com/400258951>

Find some of your favourite stories at home and share them together. Cuddle up and enjoy talking about the pictures and events in the books. Maybe you could try doing silly voices for the characters or acting the story out?

Bedtime can be a special time of the day to share a story. Here are some tips for reading bedtime stories.

<https://www.penguin.co.uk/articles/children/2018/tips-to-master-bedtime-reading-from-the-booktrust.html>

If you want to listen to other stories, watch our other story videos on our Nursery page and there are lots more to watch on the CBeebies bedtime stories page

<https://www.bbc.co.uk/iplayer/episodes/b00jdlm2/cbeebies-bedtime-stories>



Phonics

Hopefully you had a chance to have a go at making some sounds with body percussion last week. Here is another video for you to join in with. Can you try and make up your own rhythms too?

<https://www.youtube.com/watch?v=QgBhPT5uTP8&list=PLm2RM2K7CuCSfq278KRAJYGjq29ngs03M&index=2>

We have been working on identifying and creating sounds. Try to use your body to make sounds - have a go at some body percussion

<https://www.youtube.com/watch?v=sW2DY10pgrI>

<https://www.youtube.com/watch?v=QOh1P1ZcTzU>

We have also been practising identifying different sounds. Play a game where you have to guess the sound. These are new links for this week

<https://www.youtube.com/watch?v=PiDcUIYncCA>

https://www.youtube.com/watch?v=Z2A6Ca_HZUQ

<https://www.youtube.com/watch?v=rBzJmQhqePA>

<https://www.youtube.com/watch?v=3JA2yR8ZMzc>



You can do your own version easily at home. Find some objects that make noise. Take turns to make the sound while the other person closes their eyes and tries to guess the sound.



Play the Silly Soup rhyming game with Rebecca. Can you find the words that rhyme? Can you make your own rhyming silly soup at home? Please let us know what you put in your soup!

<https://vimeo.com/497991954>

Rhyme of the Week

Last term we learned lots of different rhymes with accompanying actions. The children learned lots of them by heart.

Here are the links to the ones we learned last term

Leaves are Falling <https://vimeo.com/497810518>

Breezy Weather <https://vimeo.com/497814462>

Wise Old Owl <https://vimeo.com/497836290>

Five Little Pumpkins <https://vimeo.com/497831863>

Pointy Hat <https://vimeo.com/497827013>

Chop Chop <https://vimeo.com/497804596>

Falling Apples <https://vimeo.com/497822687>

And this is our new rhyme for this week

Popcorn <https://vimeo.com/497953922>

Please find time to learn this rhyme with your child. Rhymes are such a fantastic way of developing vocabulary, rhythm of speech and can lead to good reading behaviours later on.

Writing

After you have watched the Hansel and Gretel animation and watched Nicola reading the Hansel and Gretel story, can you draw a picture of the witch's house? What sweets and treats would you put on your house? You could label your picture afterwards to say what you have made your house from.

You may wish to scribe these for your child or encourage them to have a go (this may take the form of scribbles, letter shapes or marks – this is completely fine and should be encouraged. If your child asks you to show them the correct letters then please do so).


The children were making such great progress with their mark making and writing before the holidays and we would really like to keep this going. Try to do lots of mark making at home if you can. It is best for children to have a reason to draw and write so try to involve them in any writing you do - birthday cards, shopping lists etc.



Message Monster is really missing having the children write to him and hide messages around Nursery! Why not do some secret messages for your family instead? On scraps of paper, make notes for your family and hide them – maybe put them in the fridge, in someone's shoes, under a pillow? What does your secret message mean? Here are some ideas of symbols you could use. Remember to give your secret message a meaning. Could you draw a symbol that

means 'I love you' or 'Please can I have a snack?'

Rebecca has been writing secret messages for her family at home. Watch by following this link <https://vimeo.com/402249718>



There are lots of fun ways to make marks. Here are lots of ideas to keep you busy!

<https://www.fleet.camden.sch.uk/ckfinder/userfiles/files/Home-Learning/Nursery/Mark-Making.pdf>

Maths

Numbers

One of our favourite counting games in nursery is 'Numbers, numbers everywhere!' Watch the video and see if you can do the right number of jumps for each card that we turn over!

<https://vimeo.com/497966355>



Find opportunities to count at home – Hansel and Gretel put out trails of different things for them to follow back to their home, maybe you and your grown up could put out a path of different things for you to follow and count the objects. It could be whatever you have at home, eg lego, toy cars, buttons etc. I wonder where the path will take you and how many things you will count?

Here is a counting story to listen to and Rebecca shows you how to use your careful counting finger to count! <https://vimeo.com/415594556>

Can you practise recognising numerals? Look for numbers around your house and when you go outside. Look on doors, on buses and signs. Which numerals can you spot?

Practise counting with numeral cards here <https://vimeo.com/411401618>

Here are some of our favourite counting songs...

<https://www.youtube.com/watch?v=dk9Yt1PqQiw> (10 Little Numbers)

<https://www.youtube.com/watch?v=DR-cfDshCGA> (Counting to 10)

<https://www.youtube.com/watch?v=HkkYaj0m6cg> (Funky Count to Ten song)

<https://www.youtube.com/watch?v=6RfIKqkvHTY> (Zero Superhero)

Some counting songs to join in with <https://www.youtube.com/watch?v=7D4K9oi7oBM>

Learn the Days of the week with a song <https://vimeo.com/400924659>

Shapes

Each week we will learn about a new shape. Our first shape is a circle. Watch the video about circles and see how many you can find around your home.

<https://vimeo.com/411429993>

Take some photos of circles you spot as you go for a walk – how many can you find? Can you send us some photos of the circles you see?

This is a great circle song to sing at home!

<https://www.youtube.com/watch?v=LIXnXf6FsQ8>

Understanding the World



Can you design a trap for the witch? What could you use? Lego, cardboard boxes, straws, lolly sticks, building blocks – whatever you have at home. Make sure that the witch can't escape from your trap!

If you are looking for some new recipes to try, there is a fantastic programme on CBeebies where children cook different foods from their culture the. Take a look here...

<https://www.bbc.co.uk/iplayer/episodes/b09r7th9/my-world-kitchen>

Hansel and Gretel live in the forest. Watch another story with the same setting - Foggy Forest read by Nicola

<https://vimeo.com/498081825>

Talk to your grown up about what happens when it's foggy - can you see everything properly? Where is the sun? How does it make you feel?

Listen to the story Lost In Fog about Nelly and Nora. Can you help them by listing to the sounds to help find their way around. Have your listening ears ready!

<https://www.bbc.co.uk/cbeebies/radio/nelly-and-nora-lost-in-fog>

Some useful websites for home learning

<https://www.fleet.camden.sch.uk/ckfinder/userfiles/files/Home-Learning/Nursery/EYFS-websites.pdf>

If you are looking for suitable apps for your child, this may be useful.

<https://www.fleet.camden.sch.uk/ckfinder/userfiles/files/Home-Learning/Nursery/iPad-Apps-for-EYFS-home-learning.pdf>

Expressive Arts and Design



Can you make your own model house? Nicola shows you how in this video. <https://vimeo.com/413209083>



You will need a cereal box. You could draw sweets on your house to make it like the one in Hansel and Gretel or make it look like where you live, with pictures of your family.



Or you could draw a house for Hansel and Gretel and even decorate it with some sweets, Cheerios might be good for this too? If you don't stick them on you could eat them afterwards! Please remember to send us a photo if you do. We're loving seeing what you're creating at home.

For some role play ideas to try at home

<https://www.fleet.camden.sch.uk/ckfinder/userfiles/files/Home-Learning/Nursery/Role-Play-Ideas.pdf>

There are lots more ideas here for creative play and exploration

<https://www.fleet.camden.sch.uk/ckfinder/userfiles/files/Home-Learning/Nursery/Creative-Play-Ideas.pdf>

Dance and Music

We love to dance and sing in nursery – watch the videos below and remember to join in.

Hansel and Gretel song <https://www.bbc.co.uk/iplayer/episode/p07xn6js/cbeebies-presents-songs-hansel-and-gretel-hansel-stew>

If you've watched Nicola read Room on the Broom you might like to watch this song version of the book.

<https://www.youtube.com/watch?v=XsfhYNH6O-8>

Here's a woodland walking song with CBeebies Let's Goers Emily and Davy, who are enjoying a trek through the forest

<https://www.bbc.co.uk/cbeebies/watch/the-lets-go-club-woodland-walking-song>

Banana Banana Meatball

<https://www.youtube.com/watch?v=BQ9q4U2P3ig&list=PLYy5je71sMB2okYgQMoxvJqR-o8TAEJhC&index=4>

Elephants have wrinkles <https://www.youtube.com/watch?v=KJonGSbUWxE>

Move and Freeze <https://www.youtube.com/watch?v=388Q44ReOWE>

Learn and practise nursery rhymes, for example Five Little Ducks, Mary had a Little Lamb.

<https://www.bbc.co.uk/cbeebies/curations/nursery-rhymes>

Most of all...



We hope you are enjoying time as a family. Hopefully we will all be back at nursery soon but until then take care, stay safe, have fun...and remember, CBeebies is always there when you need a break! ;-)