



Fleet Primary School

Fleet Road Hampstead London NW3 2QT

Tel: 020 7485 2028

E-mail: admin@fleet.camden.sch.uk

Headteacher: Don McGibbon



Learning from home - Nursery

Topic - Things we Love!

Please note that some of the learning links and activities can be repeated as they are regular activities we do in nursery. Any new activities and links will be added in **green** so you can locate these easily.

Please remember these are suggested activities - more than anything we want you all to stay safe and enjoy playing together. Thank you for the photos you have sent so far. It has been lovely seeing what you are up to. Best wishes, Nic and Rebecca

This week is The Very Hungry Caterpillar Week



This week's activity ideas...

Personal, Social and Emotional Development

This week we're going to be focussing on The Very Hungry Caterpillar. You can watch the story using this links –

<https://www.youtube.com/watch?v=75NQK-Sm1YY>

In this version Eric Carle who wrote the book is reading it. He's American, like Vesper's family.

<https://www.youtube.com/watch?v=vKYmvxPoAJI>

As we learn in the story, caterpillars need to eat lots in order to grow and while we wouldn't have a Caterpillar as a pet, maybe you could pretend one of your soft toy is your pet. What would it need to eat or drink? How would you make sure it was happy? What kind of exercise would it need?


Can you do something to make someone smile today? You could give them an extra big

cuddle, share nicely, play a game together...

Physical Development

The Very Hungry Caterpillar ate lots of different kinds of food. Which ones are healthy fruits? On Saturday he ate lots of different kinds of food if you pause the video on this day you could talk about which foods are healthy and which are unhealthy. Remember it's OK to have some unhealthy foods but very important to have lots of healthy foods too.

Why don't you help to make a fruit salad or even try a rainbow fruit kebab if you have some skewers. Count how many fruits you include – it would be great if you could send us a photo too before you eat it!



Carry on practising your cutting skills at home - remember the rhyme to help you hold the scissors correctly - 'Fingers on the bottom and the thumb on top, open the mouth and go chop, chop, chop!'

If you have some paper you could use a cup to draw around to make some circles then cut them out to make your own caterpillar.



Dough Disco

Have a dough disco at home! Pop on some music and squish any dough you have! You can easily make dough at home too - <https://theimaginationtree.com/best-ever-no-cook-play-dough-recipe/>

Some of our favourite dough disco songs:

<https://www.youtube.com/watch?v=zJQ2CaA7E50>

<https://www.youtube.com/watch?v=i-lfzeG1aC4>

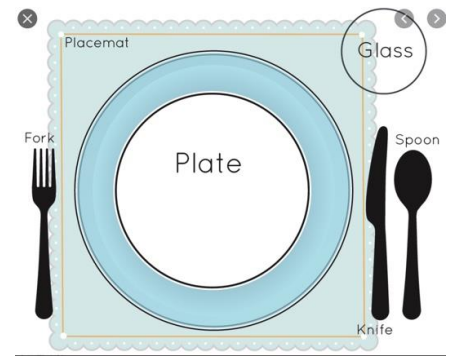
<https://www.youtube.com/watch?v=DrBsNhwxyzgc>

<https://www.youtube.com/watch?v=KSBO8N4ctJg>



Health and Self Care

Can you help set the table? Talk to your mummy or daddy about the things you need to put on the table so you can all eat your food eg a spoon for your breakfast cereal and a knife and fork if you're having a roast dinner. Use the picture to help you.



Can you practise getting dressed in the morning? Try to put on your own clothes. Here is a great hand washing song as we all need to make sure we are washing our hands to stay healthy <https://www.youtube.com/watch?v=dDHJW4r3eIE>




We should all brush our teeth in the morning and at night time for two minutes. This song is all about brushing our teeth and lasts two minutes - try brushing your teeth while you watch!

https://www.youtube.com/watch?v=wCio_xVlgQo

Remember to use pea sized amount of toothpaste.

Reading



Listen to a different minibeast story - What the Ladybird Heard on the Nursery page. Why do you think the ladybird knew what Hefty Hugh and Lanky Len were going to do but none of the other animals did? How did the animals trick them? Did you like the story? Which was your favourite part?

Watch the Tinga Tales story – Why caterpillar is never in a hurry


<https://www.bbc.co.uk/iplayer/episode/booqtmxj/tinga-tinga-tales-series-1-22-why-caterpillar-is-never-in-a-hurry>

If you want to listen to other stories, watch our other story videos on our Nursery page and there are lots more to watch on the CBeebies bedtime stories page

<https://www.bbc.co.uk/iplayer/episodes/boojdlm2/cbeebies-bedtime-stories>

If you would like further reading books and books for other members of the family, please look here <https://www.camden.gov.uk/digital-library> to sign up for the Camden library service.

Phonics



This week we are going to learn another new sound. It is the 'n' sound as in nose, nuts, numbers and net. You can watch a video about our new sound on the nursery page of the website. Can you think of words together that you can hear the 'n' sound eg n-i-p, n-i-t, p-i-n? Find objects that start with s, a, t, p, i and n around your house and sort them according to each sound.

Visit Espresso and watch the video about the n sound here

https://Content.espresso.co.uk/espresso/primary_uk/subject/module/video/item71649/graphic/module61932/index.html (login student21013 password fleetp)

Sing along to the Jolly Phonics songs <https://www.youtube.com/watch?v=jvAYUvQUrGo>

Writing

Watch the n video on the nursery page to help you write n. The rhyme is 'Down Nobby and over his net'.

Watch the video to help you write s, a, t, p, and i on our nursery page too. Some of these we've already practised in nursery.


Here are the rhymes to say when these letters are written too.

s – Slither down the snake

a – Around the apple, down the leaf

t – Down the tower, across the tower

i – Down the body, dot for the head



Find lots of different ways to try to write the letters that aren't just on paper to help get used to making the letter shape. You could practise in the bath water, in the air, write with a stick if you go outside. Parents please don't worry if your child is finding this tricky, praise your child's efforts help them to learn the rhyme. You're all doing a great job.

Can you draw the Very Hungry Caterpillar? Remember the shape of the week from last week – a circle. This will help you to draw the Caterpillar.

Maths

Sing the days of the week song from our Nursery website. Try and remember what the Very Hungry Caterpillar ate on each day.

<https://Vimeo.com/400924659>

Numbers

Practise counting to 10 using this video with some of the things the hungry Caterpillar ate.

<https://www.youtube.com/watch?v=bZVjfoji9v8>


Practise counting forwards and backwards and writing numbers up to 10

<https://www.youtube.com/watch?v=7D4K9oi7oBM>

Look for opportunities to count around the house – how many steps to the kitchen? Go on a number hunt – what numbers can you see around you?

Watch the counting practise video on the dinosaur week Nursery page - can you order numbers 1 -10? Make some quick number cards by writing numbers 1-10 on pieces of paper and try to order them

Shape



Shape of the week

Our shape of the week is a square.
Can you find any squares in your home?

Watch the Nursery page square video to help you with ideas.

Watch our favourite square song. Don't forget to dance too!

<https://www.youtube.com/watch?v=TdCHZquaMh8>

Another square song – don't forget to draw a square in the air

<https://www.youtube.com/watch?v=rb8Y38eiRM>

Another of our favourite Sesame Street songs – Counting to 4, as squares have 4 sides!

<https://www.youtube.com/watch?v=fZ9WiuJPNNA>

Go on a shape hunt – how many different shapes can you see in your house?

<https://www.youtube.com/watch?v=TJhf15vdxp4>

<https://www.youtube.com/watch?v=OEBRDtCAFdU>

Understanding the World

In *The Very Hungry Caterpillar* we saw how a caterpillar hatched out of an egg, which ate lots of food before building a small house called a cocoon or chrysalis around itself.

After more than 2 weeks it nibbled a hole and out came a beautiful butterfly. Watch this cBeebies video about the lifecycle of a butterfly.

<https://www.youtube.com/watch?v=a75Jqde8k1I>

Talk about what you were like when you were a baby. How have you changed? Maybe you could look at some photos. What do you think you will look like when you are all grown up?? Maybe you could look at some photos of some adults in your family to see how they have changed.

In this video Andy and Kip go on a wild adventure to Mexico to see monarch butterflies.

<https://www.bbc.co.uk/iplayer/episode/b01dn3fr/andys-wild-adventures-series-1-15-monarch-butterflies>

Watch video from London Zoo to see what the zoo keepers and animals are doing while it's closed.

https://content.espresso.co.uk/espresso/primary_uk/subject/news/video/item1273692/grade/index.html?source=espresso-home-foundation

If you are able to go Hampstead Heath you could have look to see if you can find any Caterpillars or butterflies. These are some pictures of a butterfly that Jazzy found with her mummy and sister. They were very lucky and found some Caterpillars too!



Expressive Arts and Design

There are lots of different ways to create a butterfly picture -



You could use old magazines or paper to make one like this.



Or Create a symmetrical (the same on both sides) butterfly picture. Fold your piece of paper in half and draw a butterfly shape on one half. Cut this out, while folded. Open up your paper and then put paint on one side. Close your paper again and wait a few



moments while the magic happens. When you open it up you'll have a beautiful butterfly.

Can you draw a caterpillar with Sqigglet?

<https://www.youtube.com/watch?v=PoMJSu11Pxng>

Dance and Music

Here are some caterpillar and butterfly songs and dances -

A Boogie Beebies caterpillar song and dance

<https://www.youtube.com/watch?v=w4Ch4t-ydyw>

Listen to the Butterfly song, can you join in too?

<https://www.youtube.com/watch?v=l1B49em1VPU>

Coco the Butterfly cosmic yoga

<https://www.youtube.com/watch?v=pT-s1-phgxs>

Learn and practise nursery rhymes, for example Five Little Ducks, Mary had a Little Lamb. <https://www.bbc.co.uk/cbeebies/curations/nursery-rhymes>


You can find some more physical activity ideas on the nursery website page

<http://fluencycontent2-schoolwebsite.netdna-ssl.com/FileCluster/FleetPrimaryRedesign/MainFolder/3-Parents/Home-Learning/Work-for-home---Nursery/Physical-Activity-Ideas.pdf>

Most of all...

We hope you are enjoying time as a family.

The weather has been lovely - it makes such a difference when the sun shines! Take time to be together and have fun...and remember, CBeebies is always there when you need a



break! ;-)