



Fleet Primary School

Fleet Road Hampstead London NW3 2QT

Tel: 020 7485 2028

E-mail: admin@fleet.camden.sch.uk

Headteacher: Don McGibbon



Learning from home - Nursery Topic - Things we Love!

Please note that some of the learning links and activities can be repeated as they are regular activities we do in nursery. Any new activities and links will be added in green so you can locate these easily.

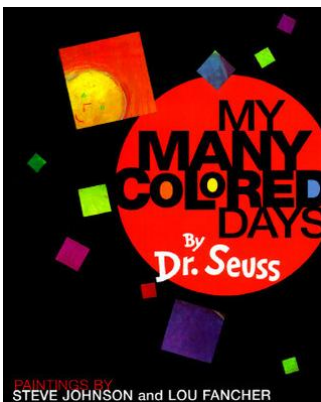
Please remember these are suggested activities - more than anything we want you all to stay safe and enjoy playing together. Thank you for the photos you have sent so far. It has been lovely seeing what you are up to. Best wishes, Nic and Rebecca

This week is all about Colours and Pattern!



This week's activity ideas...

Personal, Social and Emotional Development



Listen to My Many Coloured Days on the Nursery page. This story talks about how our feelings are like colours. Sometimes we feel excited and happy, sometimes we feel sad, sometimes angry. There are many ways to feel and all are ok. Talk about the different colours and different feelings in the story. How are you feeling today? What colour are you?

Talk to your family about how they are feeling too. Maybe you could think of something to do for someone that isn't feeling so happy today?

Play I spy with colours as a family!


If your child has questions about the Coronavirus pandemic, CBeebies have made a special Get Well Soon on the subject, where Dr Ranj explains about the virus

<https://www.bbc.co.uk/iplayer/episode/p08bmd70/get-well-soon-coronavirus>




Physical Development

In the story *Pinkalicious*, they make yummy cupcakes that turn people pink! Can you make some cupcakes at home? Have a go at mixing the ingredients together with a spoon. There is a recipe here for easy cupcakes <https://www.bbcgoodfood.com/recipes/cupcakes>



Make some paper chains. Cut strips of paper, old magazines or newspaper. Glue one into a circle, then thread the next strip through the circle and glue the ends of this together. Now you have the beginning of a chain. Keep going until your chain is as long as you want. You could try and make a repeating pattern in your chain e'g' blue, red, blue, red.



Carry on practising your cutting skills at home - remember the rhyme to help you hold the scissors correctly - 'Fingers on the bottom and the thumb on top, open the mouth and go chop, chop, chop!'

Practise your ball skills if you can. Can you throw and catch a ball? Can you roll the ball to someone in your family? Can you kick it to them? If you want some tips, watch Footy Pups here... <https://www.bbc.co.uk/iplayer/episode/b072vz79/footy-pups-series-1-21-throwing>



Parents, this could be the right time to encourage your child to hold their pencil correctly if they need a reminder. If your child is doing lots of mark making but struggling to hold their pencil correctly, there are some tips here to help <https://www.youtube.com/watch?v=skH32KwdirU>

Dough Disco

Have a dough disco at home! Pop on some music and squish any dough you have! You can easily make dough at home too - <https://theimaginationtree.com/best-ever-no-cook-play-dough-recipe/>

Some of our favourite dough disco songs:

<https://www.youtube.com/watch?v=zJQ2CaA7E50>

<https://www.youtube.com/watch?v=i-IfzeG1aC4>

<https://www.youtube.com/watch?v=DrBSNhwzgc>

<https://www.youtube.com/watch?v=KSBO8N4ctJg>

Here is a playlist of familiar pop songs you might like to use for a dough disco at home

https://www.youtube.com/playlist?list=PL16OPbE3RaSgoxvrpFBj4gkyt26_aMf0V



Don't forget that you can have a dough disco with any music though. Pop on your favourite tunes and get squishing! It is so useful for developing hand strength for writing!

Health and Self Care

Try some rainbow themed Cosmic Yoga <https://www.youtube.com/watch?v=CYQJdn8gapw>



Eat a rainbow! Can you make a rainbow of fruits or vegetables to eat? What food will you use for each colour?

It is so important for everyone to eat healthily. If your little one needs encouragement to eat some fruit, let Peppa Pig help

<https://www.youtube.com/watch?v=qjEkKYkJcg>

It is important for everyone to find time to relax and calm down each day. Listen to some relaxing music and have some quiet time. Take some deep breaths and think about what you have enjoyed today.

<https://www.bbc.co.uk/iplayer/episode/p062glb7/daydreams-cbeebies-wind-down>

Can you practise getting dressed in the morning? Try to put on your own clothes. Here is a great hand washing song as we all need to make sure we are washing our hands to stay healthy <https://www.youtube.com/watch?v=dDHJW4r3eIE>




We should all brush our teeth in the morning and at night time for two minutes. This song is all about brushing our teeth and lasts two minutes - try brushing your teeth while you watch!

https://www.youtube.com/watch?v=wCio_xVlgQ0

Remember to use pea sized amount of toothpaste.

Reading



Listen to and watch some colour stories on the Nursery page. In the stories you can see lots of colours. Which colour is your favourite? Could you make up a story about colours?

Draw pictures of your favourite parts of the stories and send us a photo - we would love to see them!


Can you look at some picture books you have at home and tell someone the story? Don't worry about the words - use the pictures to make up the story.

If you want to listen to other stories, watch our other story videos on our Nursery page and there are lots more to watch on the CBeebies bedtime stories page

<https://www.bbc.co.uk/iplayer/episodes/b00jdlm2/cbeebies-bedtime-stories>

If you would like further reading books and books for other members of the family, please go here <https://www.camden.gov.uk/digital-library> to sign up for the Camden library service.

Phonics



This week we are going to learn another new sound. It is the 'e' sound as in egg and elephant. You can watch a video about our new sound and how to write it on the nursery page of the website.

The song for e is here

<https://www.youtube.com/watch?v=Out8AklQHmY> Can you crack some eggs like in the song? Use them to make some delicious scrambled eggs for lunch!

Visit Espresso and watch the videos of all our sounds - click on the e to learn about our new sound.

https://central.espresso.co.uk/espresso/primary_uk/subject/module/frontscreen/item61932/grade/index.html (login

student21013 password fleetp)

This website is great for showing you the actions, songs and rhymes for each sound.

<https://www.thebabybearclub.co.uk/copy-of-t-spring-phonics>

Parents, if your child is confident with the sounds we have learned so far (s,a,t,p,i,n,m,d, g, o, c, k, e) you could show them how there are words they can build with these sounds eg s-a-t, t-a-p, m-a-n, d-i-p, p-i-n, etc Make a set of sound cards and see if you can move them around to make some words. Remember to keep adding the new sound each week!

There are some good resources and ways to support your child with phonics here and it is free for parents at the moment <https://new.phonicsplay.co.uk/>

Sing along to the all the Jolly Phonics songs for all the sounds here

<https://www.youtube.com/watch?v=jvAYUvQUrGo>

Writing



Have a go at some rainbow writing. You could practise letter shapes, write your name or draw some pictures. Keep going over your lines in different colours to make your rainbow.

Remember to be mark making lots at home - help with shopping lists, making cards, writing your name on any pictures you do. Writing your own name is such a fantastic thing to be able to do so keep practising!

Practice your new sound - watch the video on the nursery page to help you. Say the rhyme while you have a go.
'Lift off the top and scoop out the egg.'

Can you make a rainbow for your name?

Don't forget to look at the nursery sounds and letter formation document that has all the sounds we have learnt so far.

There are lots of ideas for mark making activities on the nursery page here
<http://fluencycontent2-schoolwebsite.netdna-ssl.com/FileCluster/FleetPrimaryRedesign/MainFolder/3-Parents/Home-Learning/Work-for-home---Nursery/Mark-Making.pdf>



Maths

Numbers

We can use a rainbow to help us remember which two numbers can be added together to make ten. See if you can use your fingers to find two numbers that make ten?

Here's a fun colour counting song
<https://www.youtube.com/watch?v=aYqAyyjItGQ>



Keep practising writing numbers. Watch the video on the nursery page to help you remember the rhymes for each of the numbers. Can you have a go and try to write the numbers along with the video?

Some counting songs to join in with <https://www.youtube.com/watch?v=7D4K9oi7oBM>


Shapes and Patterns

We know the names of some 2D shapes. Now we are going to learn some 3D shape names.

This week we are going to learn about a cube. A cube is a box shape. Each side is the same size.

Can you find anything that is a cube in your house?

Listen to this song about 3D shapes
<https://www.youtube.com/watch?v=2cg-Uc556-Q>



Expressive Arts and Design

Can you learn the colours of the rainbow in order? This song will help! Meet Roy.G.Biv...

<https://www.youtube.com/watch?v=uRP1KcStg5A>

Colour mixing is great fun. If you have paints at home, try making some new colours. It can be quite exciting to see the different colours and shades you can create as you mix.




Colour mixing can also be done in a sealable bag - less clearing up afterwards!


Colour some tube shaped pasta by squeezing some paint into a sealable bag. Add some pasta, close the bag and shake! Pour the coloured pasta out to dry and then get creating beautiful necklaces and bracelets by threading the pasta on to string. You could even make patterns! Chopped up plastic straws can also be good for this activity.



COLOUR MIXING



Make rainbows in lots of ways...



If you make a circle of Skittles sweets on a flat plate and add warm water, you get a wonderful rainbow appear as if by magic! Lots of fun!

Dance and Music

We love to dance and sing in nursery – watch the videos below and remember to join in.

I can sing a rainbow <https://www.youtube.com/watch?v=mXtpjBzPMeY>

Colour spotting song <https://www.youtube.com/watch?v=jYAWf8Y91hA>

Singing Walrus Rainbow Colours song <https://www.youtube.com/watch?v=SLZcWGQQsmg>

Mix the colours song <https://www.youtube.com/watch?v=IwfZvRuE7s8>

Colours I'm Wearing song <https://www.youtube.com/watch?v=TCYVm0aS-Ks>

Colours of the Rainbow song <https://www.youtube.com/watch?v=nkN6MPJSzAs>

Get moving with the 'Move and Freeze' song we do in Nursery

<https://www.youtube.com/watch?v=388Q44ReOWE>

Learn and practise nursery rhymes, for example Five Little Ducks, Mary had a Little Lamb.


<https://www.bbc.co.uk/cbeebies/curations/nursery-rhymes>

You can find some more physical activity ideas on the nursery website page

[http://fluencycontent2-schoolwebsite.netdna-](http://fluencycontent2-schoolwebsite.netdna-ssl.com/FileCluster/FleetPrimaryRedesign/MainFolder/3-Parents/Home-Learning/Work-for-home---Nursery/Physical-Activity-Ideas.pdf)

[ssl.com/FileCluster/FleetPrimaryRedesign/MainFolder/3-Parents/Home-Learning/Work-for-home---Nursery/Physical-Activity-Ideas.pdf](http://fluencycontent2-schoolwebsite.netdna-ssl.com/FileCluster/FleetPrimaryRedesign/MainFolder/3-Parents/Home-Learning/Work-for-home---Nursery/Physical-Activity-Ideas.pdf)

Most of all...



We hope you are enjoying time as a family.
The weather has been lovely - it makes such a difference when the sun shines! Take time to be together and have fun...and remember, CBeebies is always there when you need a break! ;-)